



Clackamas River Water

Monthly Update

April 2018



- Monthly Update..... 3
 - Contracts Log 3
 - Summary of Legal 3
 - Financial Reports 4
 - Activity Reports..... 6
- System Operations & Engineering..... 7
 - Operation Statistics 7
 - Project Updates 7
 - Project Updates (continued)..... 8
- Water Resources & Water Quality 9
 - Water Distribution Charts..... 9
 - Sampling Reports..... 10
 - Regulatory..... 10
 - Non-Regulatory..... 10
 - Sampling for Other Agencies 10
 - Winter Conditions Report..... 10

Contracts Log

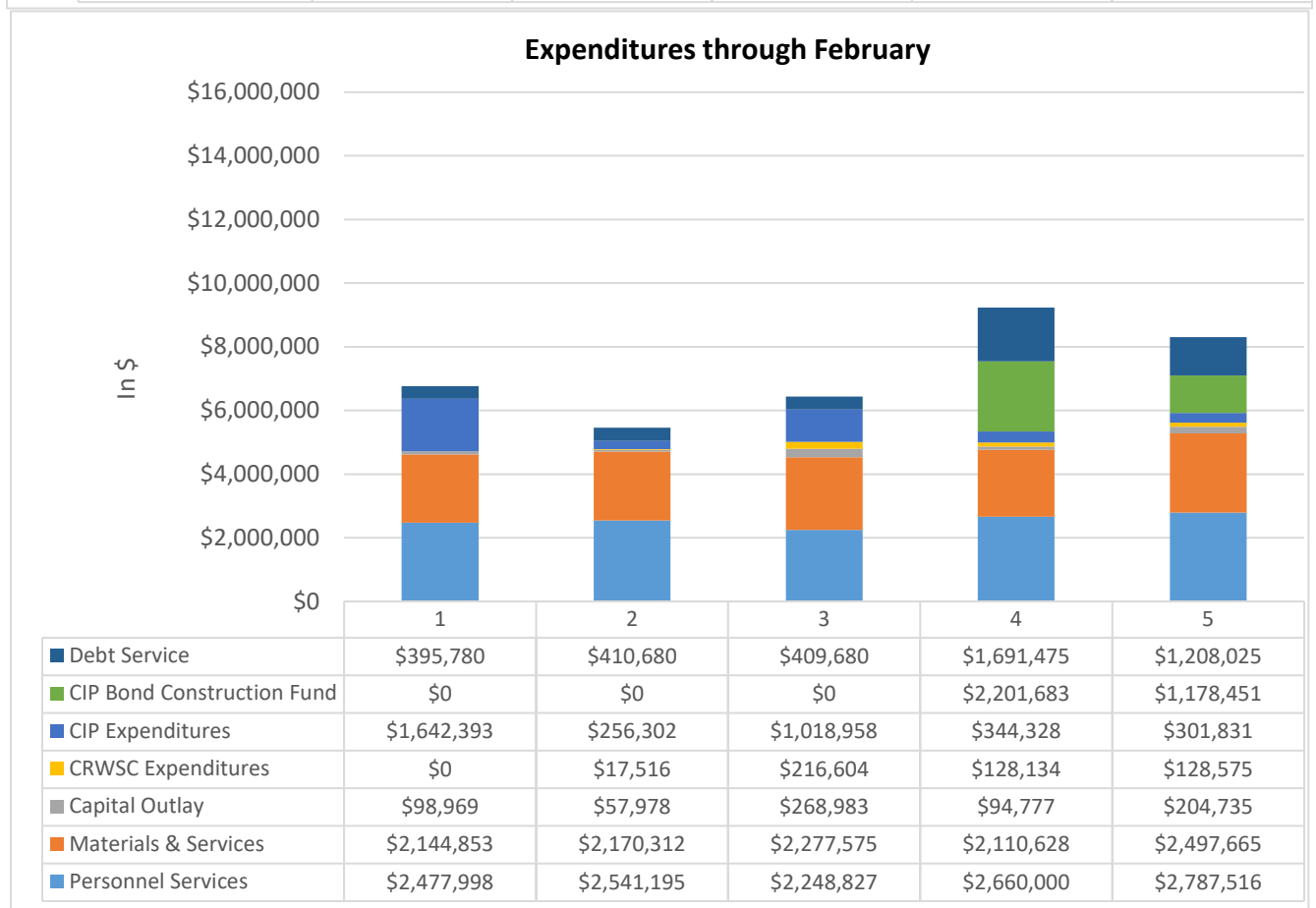
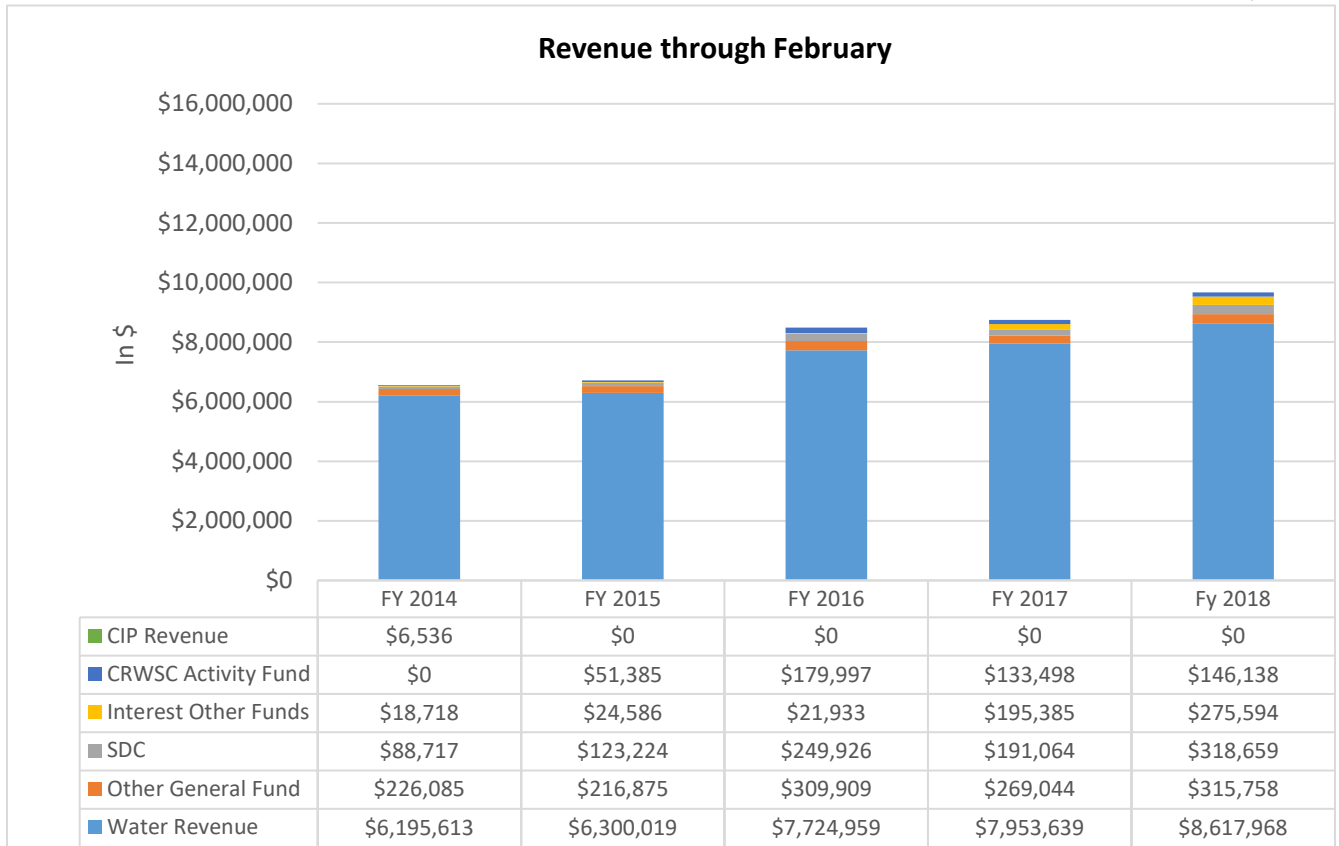
(Executed since last board meeting March 8, 2018)

Company	Product / Service	Rates	Eff. Date	Exp. Date	New/Amended/Extended
Kennedy/Jenks Consultants	Backbone projects-pump station design	NTE \$ 564,812	6/28/17	12/31/18	Amended- Board approve cost and scope increase
Kone, Inc.	Elevator & lift maintenance		6/1/15	3/31/19	Extended
Leggett Asphalt	Paving Services	Time and materials	3/8/2016	3/31/2019	Extended
P & L Moore Development	Consulting on backbone projects	NTE \$25,000	3/1/18	8/31/18	New
Powel Banz Valuation	Admin Building Appraisal	NTE \$3,400	3/19/18	4/30/18	New
Six Foot Eight LLC	Web design	NTE \$8,600	2/14/18	6/30/18	New

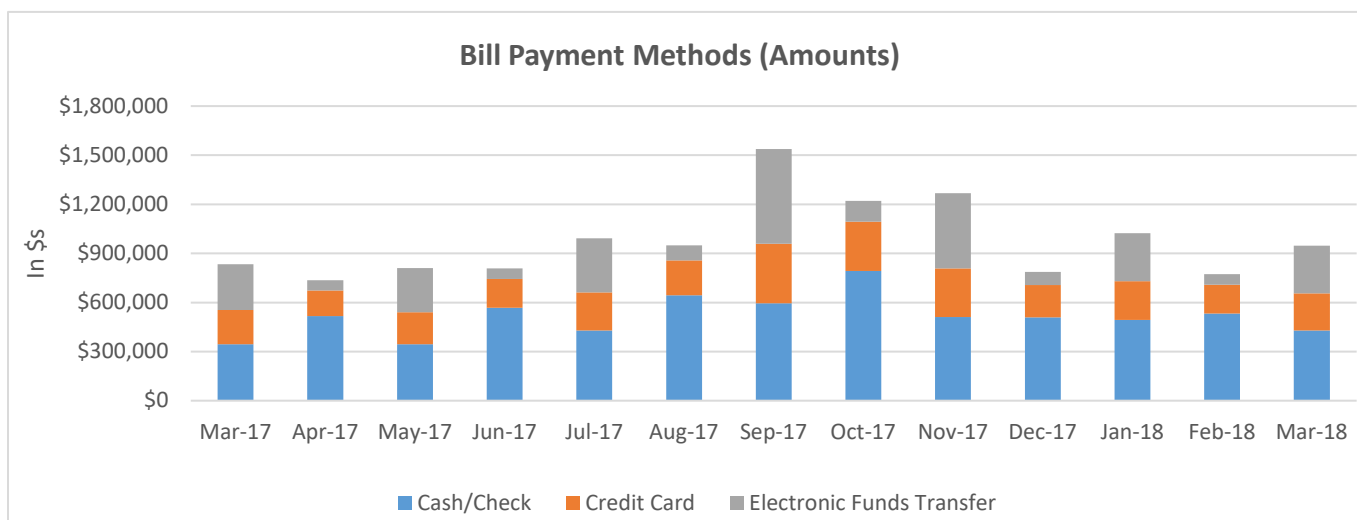
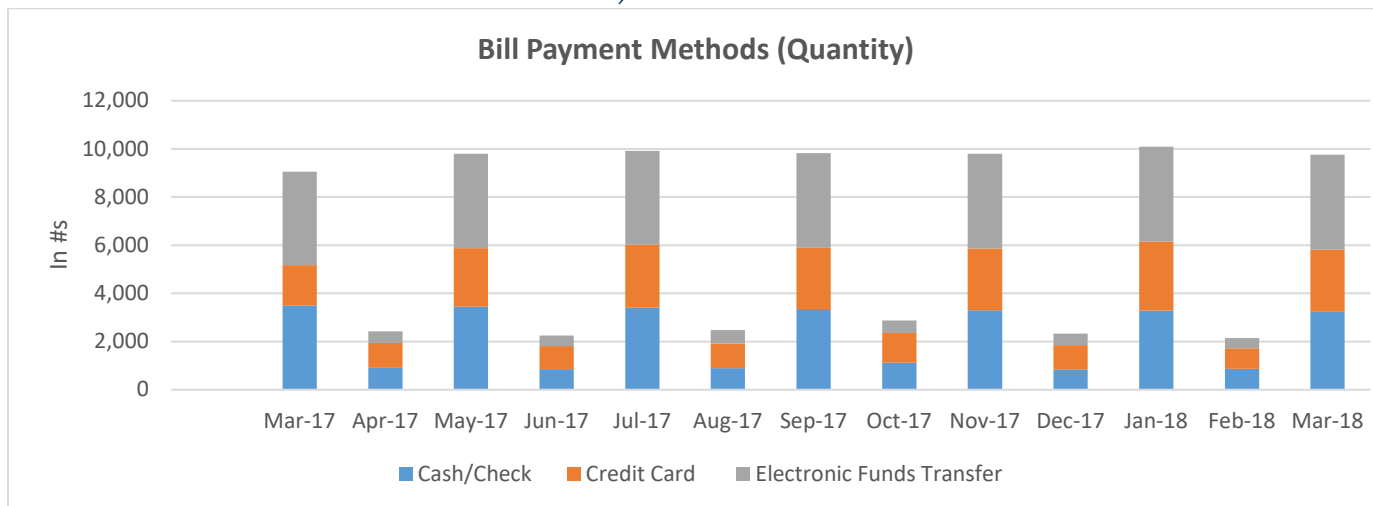
Summary of Legal

March 2018

Harrang Long Gary Rudnick monthly retainer	\$ 4,000.00
Harrang Long Gary Rudnick work outside of retainer	\$ 3,602.50
Sub-contracted legal services	\$ 0.00
Total Legal	<u>\$ 7,602.50</u>



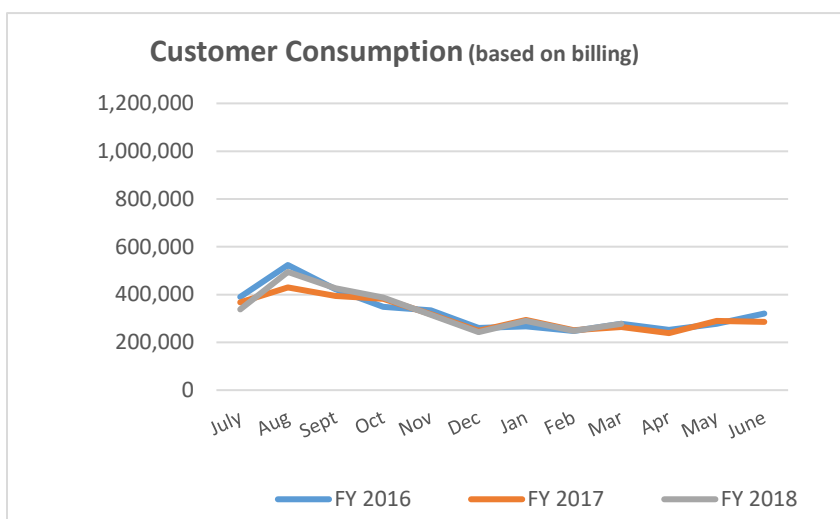
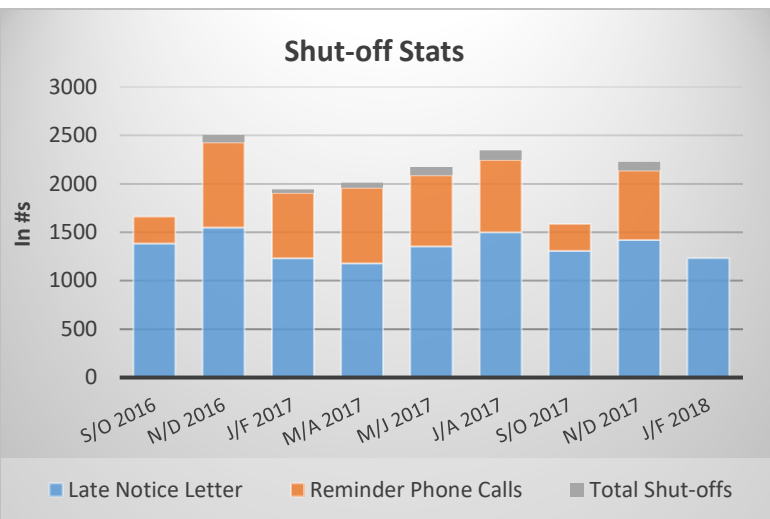
Residential Customers are billed on the even months, Commercial Customers are billed on the odd months.



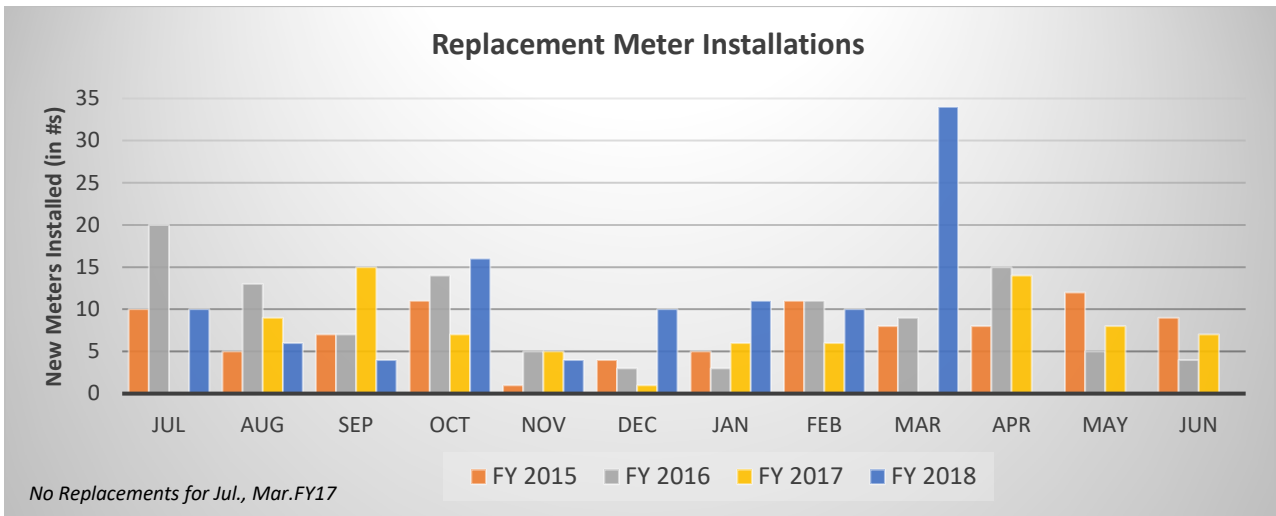
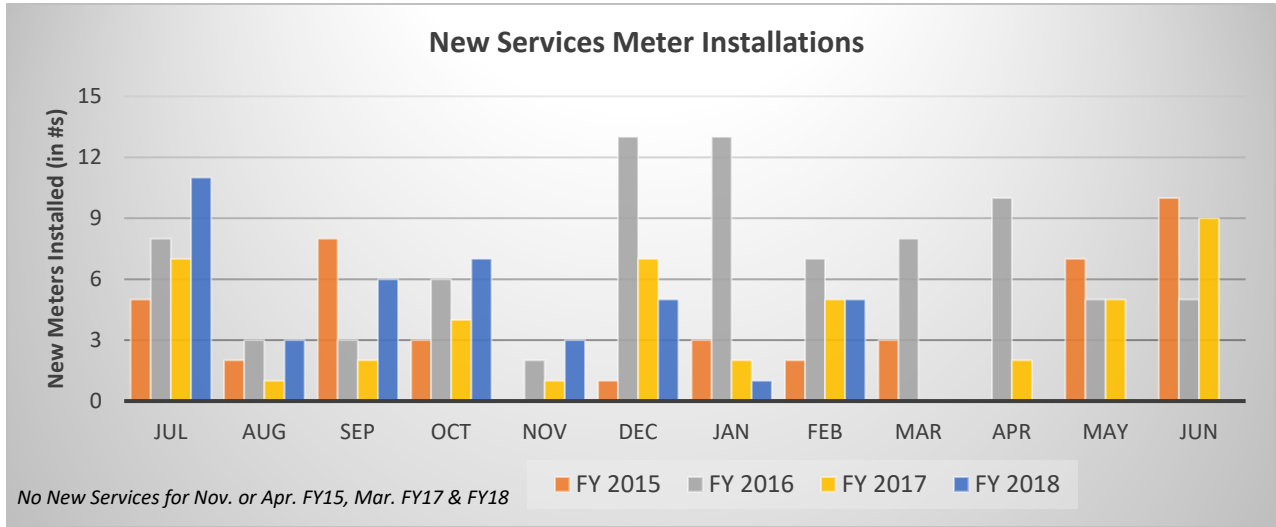
Cash/Check – Received via Lockbox, Counter

Credit Card – Received via CRW Initiated Automatic Payment, Walk-ins/Phone Calls, and Website

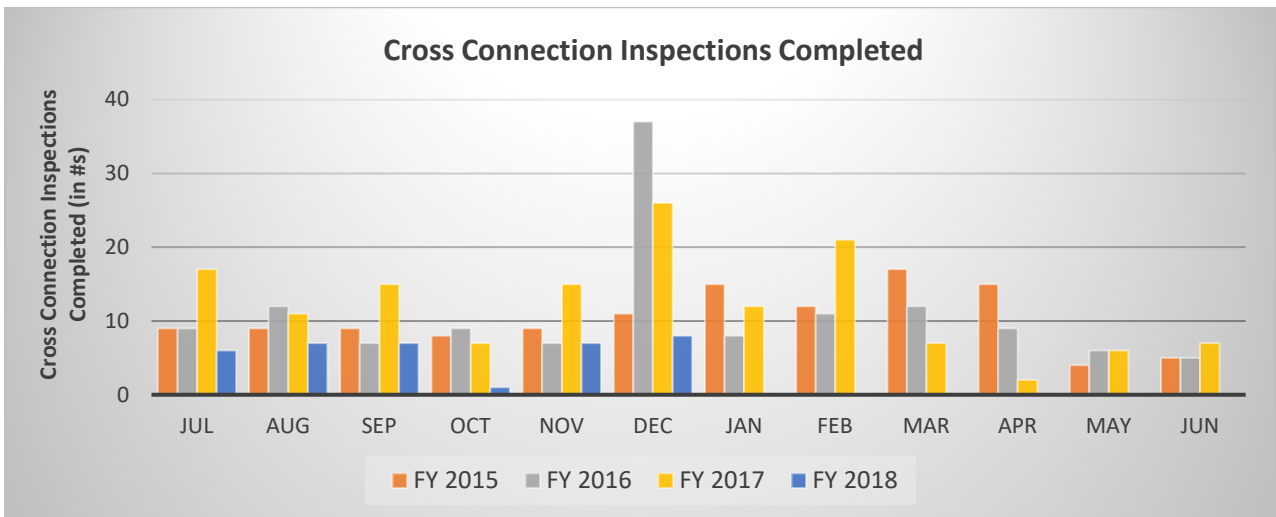
Electronic Funds Transfer – Received via Bank to Bank Transfer, Automatic Checking Withdrawal (RapidPay)



*Reminder Phone Calls are made during the even months.
Shut-offs occur the following month.



****There were no Cross Connection Inspections for March****



System Operations & Engineering

Operation Statistics

	Leak Repairs Made (all pipe sizes)	Leak Detection Completed	Hydrant Maintenance	Locate Requests	Valve Maintenance	After-hours Call-outs
Mar. 2017	1	0	0	556	28	3
Apr. 2017	0	0	0	553	0	3
May 2017	1	0	1	608	6	13
Jun. 2017	2	0	0	567	22	8
Jul. 2017	2	0.1 mile	31	634	12	5
Aug. 2017	3	0	45	537	9	14
Sep. 2017	5	0	0	515	0	4
Oct. 2017	2	0	2	546	0	6
Nov. 2017	0	0	6	467	16	6
Dec. 2017	0	0	6	392	12	6
Jan. 2018	3	0	2	460	18	9
Feb. 2018	2	0	0	407	18	6
Mar. 2018	7	0	0	537	0	7

Project Updates

Pipeline Projects

(as of end of March 2018)

Project No.	Name	Description	Budget	Phase	Status
16-5199 CIP	Curtis Ct.	Main replacement	\$441,000	Construction	Waterline complete. Site restoration proceeding
16-5186 DTD	Boyer Dr. (Clackamas Co.)	Road Extension, FH & meter relocations	N/A	Construction	WL work 90% complete
16-205 Private	Glen Oak Master Meter	Master Meter to Oregon City	N/A	Design	New engineer selected
17-5201 Private	Abernathy Landing	Construct 8" loop piping through subdivision	N/A	Construction - 97 homes	W/L disinfection underway
16-5206 Private	Rosewood Terrace	200+ Multi-Family housing 6" meter	N/A	Construction	Site clearing to begin April 2018
17-5210 Private	Bradley Rd. 12" WL	Main replacement to serve fire flow to Abernathy Landing	N/A	Construction	WL complete. Site restoration proceeding
17-5216 Private	Richland Park	Construct 8" loop piping through subdivision	N/A	Design – 10 Home sites	Completed first design review
17-5220 DTD	115 th W/L (Clackamas Co)	Main extension for County temp shelter development	N/A	Closeout	Easement acceptance on April Board agenda
17-5222 Private	Waldow Rd.	Main extension for home site	N/A	Closeout	Acceptance on April Board agenda
18-5226 Private	Clackamas Corporate Park	12" loop piping through commercial development	N/A	Design	Beginning design review
18-5228 Private	Cereghino Farms	8" loop piping through 55 lot subdivisions	N/A	Design- 55 homes sites	Beginning design review

Project Updates (continued)

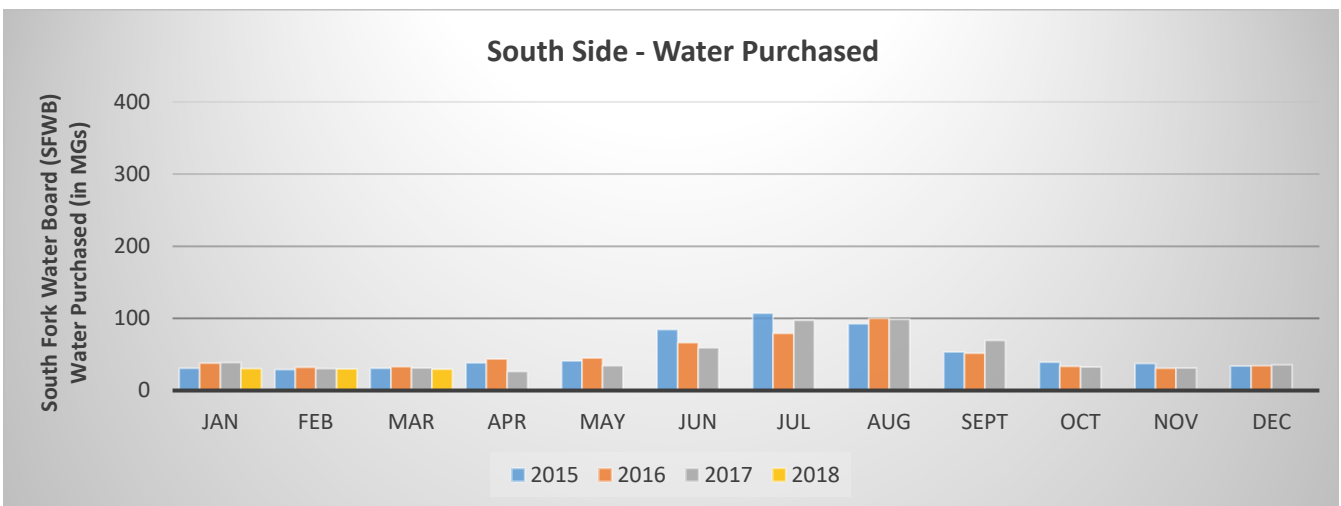
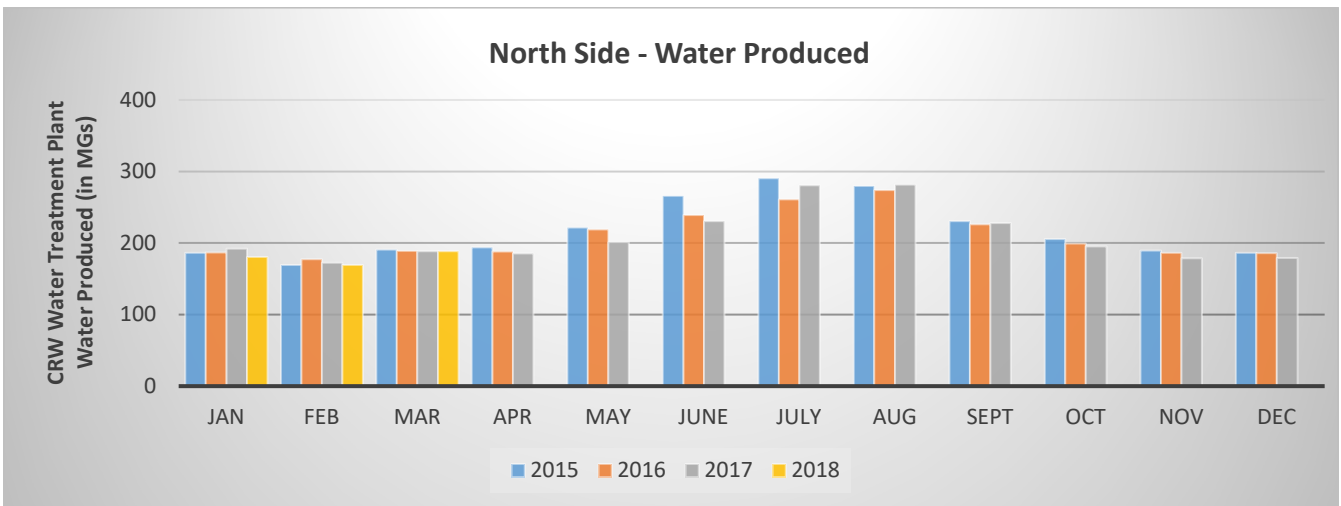
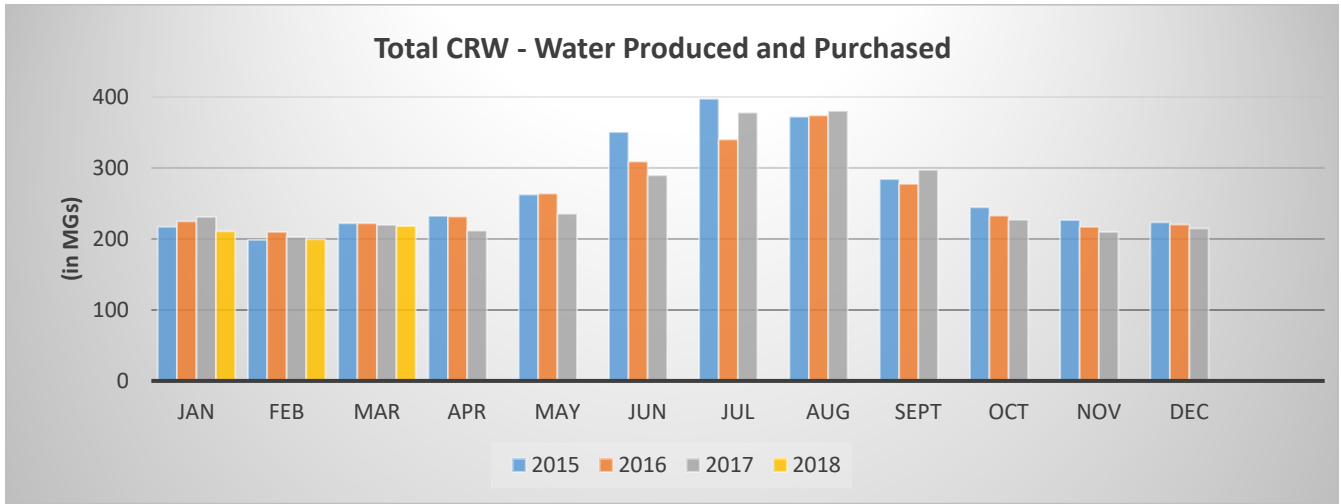
Backbone Projects

(as of end of March 2018)

Project No.	Name	Description	Budget	Phase	Status
17-5217 CIP	Carver-Springwater Transmission Main	18" waterline	\$1M	Construction	Waterline installation in progress
15-5188	152 nd Avenue Reservoir	New 6 MG concrete reservoir	\$10.01 M	Construction	Reservoir excavation in progress
15-5195	Redland Reservoir #3	New 1.25 MG steel reservoir	\$2.16 M	Pre-Construction	Scheduling pre-construction meeting and submittal review
15-5190	Hattan Road Pump Station	New 5.6 MGD pump station	\$2.19 M	Design	90% design review; Board to approve property purchase agreement at April Board Meeting
15-5191	Hattan Road Transmission Main	10,150' of new 18" waterline	\$3.47 M	Design	Design at 75% complete; acquiring expanded easements; discussing roadway improvement coordination with County
17-5213	Bradley Road (Butterfield) Pump Station	New pump station (0.9 MGD)	\$900,000	Design	Ongoing property acquisition discussion with property owner.
15-5189	Highway 224 Intertie	5,000' of new 18" waterline	\$1.75 M	Pre-Design	30% design; waterline alignment confirmed; discussing permitting needs with ODOT

Water Distribution Charts

(as of March 2018)



Regulatory

All 84 samples collected and analyzed for the March monitoring period showed no presence of coliform/*E. coli* bacteria.

Quarterly Disinfection By-Product sampling was conducted at 4 locations in the North Service Area and 4 locations in the South Service Area distribution systems.

Giardia and Cryptosporidium samples were collected for raw and finished water. Although this is part of CRW's regular sampling regiment, raw water samples now count towards CRW's required LT2 Round 2 sampling

Non-Regulatory

General water quality parameters (pH, temperature, chlorine, TDS) were collected for the distribution system at 17 locations in the North and South systems and at 10 locations in the Sunrise Water Authority system.

Monthly watershed sampling was conducted at 4 long-term sampling locations for total organic carbon, nutrients (nitrate/nitrite, total phosphorus, orthophosphate, etc), and volatile organic carbon compounds (VOCs, 21 regulated for drinking water, 36 unregulated).

Sampling for Other Agencies

All 50 samples collected and analyzed during this period for Sunrise Water Authority showed no presence of coliform/*E. coli* bacteria.

Giardia and Cryptosporidium samples were collected for raw and finished water. Although this is part of CRW's regular sampling regiment, raw water samples now count towards CRW's required LT2 Round 2 sampling. CRW is also collected samples for NCCWC and conducted associated microbial analyses.

Other

Water Quality staff assisted the Regional Water Providers Consortium by staffing a booth at the Home and Garden Show at the Portland Expo center.

Water Conditions Report

Snow water equivalent values measured at NRCS SNOTEL sites continued to improve over the past two weeks. While still below normal, the statewide average is now at 77 percent. The Hood, Sandy, and Lower Deschutes basins have received the highest amounts of snowpack recently and are measuring 90 percent of normal.

Statewide streamflows for February were just over 60 percent of normal. This is down considerably from 90 percent seen for the month of January. Weather events in late February contributed to a rise in flows late in the month, especially the northern areas of the state. Streamflow forecasts for the approaching spring and summer seasons continue to predict that streamflows will be lower than normal.

The Climate Prediction Center's most recent three-month outlook favors equal chances of above or below-normal temperatures for Northwest Oregon. The precipitation outlook for the same period indicates equal chances of above or below-normal precipitation for most of the state.