



Clackamas River Water

Monthly Update

August 2020



Monthly Update	3
Contracts Log.....	3
Summary of Legal	3
Public Records Request Received	3
Financial Reports	4
Statistics	4
Activity Reports	6
System Operations & Engineering	7
Operation Statistics	7
Project Updates.....	8 -10
Water Resources & Water Quality	11
Water Distribution Charts	11
Sampling Reports	12
Regulatory	12
Non-Regulatory	12
Sampling for Other Agencies.....	12
River Conditions Report	13

Contracts Log

(Executed since last board meeting July 10, 2020)

Company	Product / Service	Rates	Eff. Date	Exp. Date	New/Amended/ Extended
Cascade Columbia Distributing Company	Aluminum Chlorohydrate		8/1/2019	7/31/2021	Amended
Chemtrade	Aluminum Sulfate		8/1/2020	7/31/2021	New

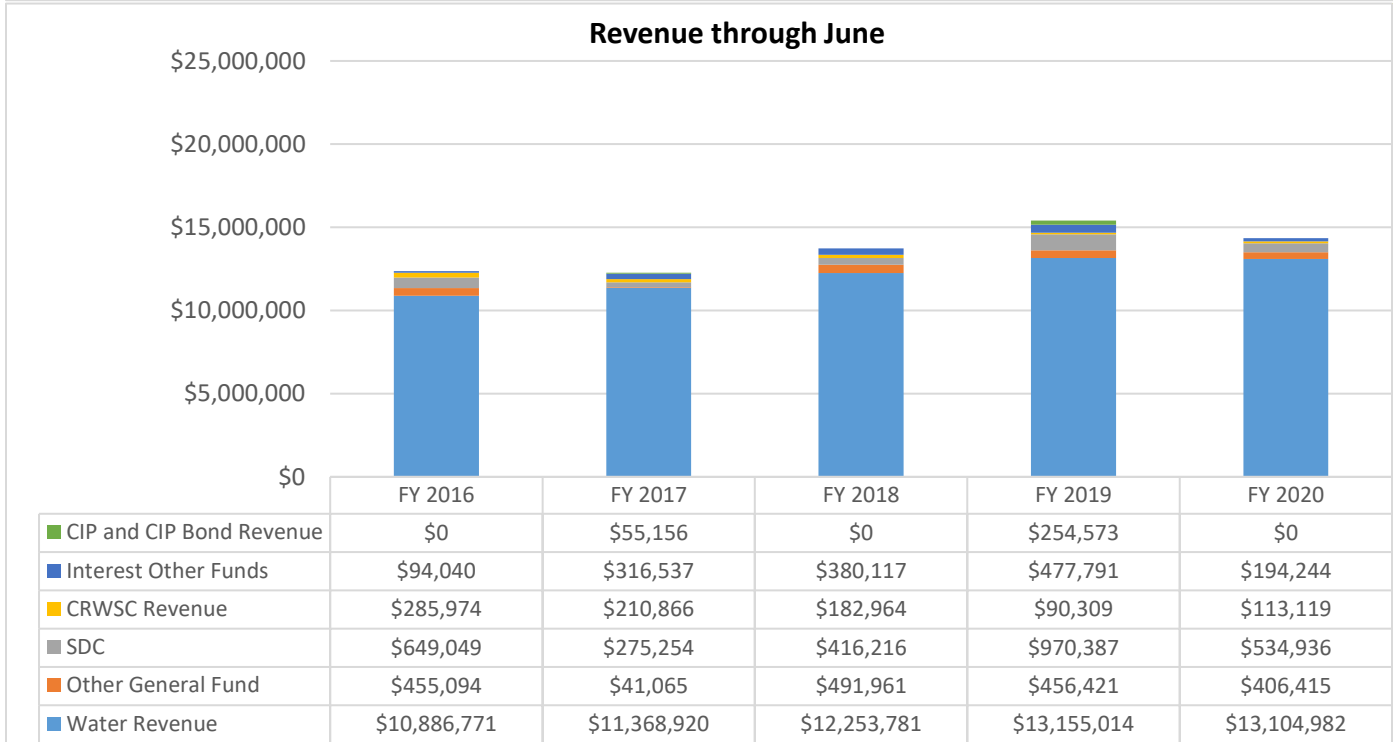
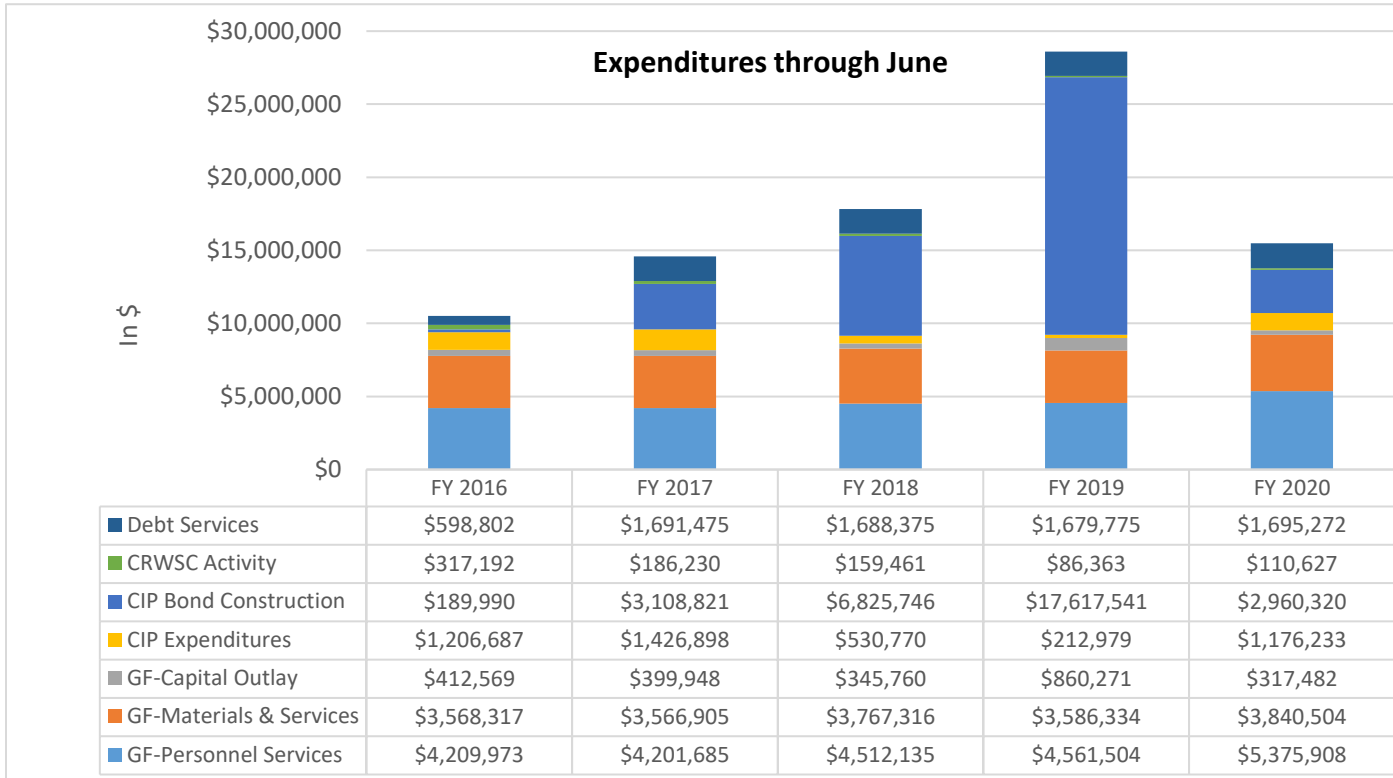
Summary of Legal

	<i>July 2020</i>
Harrang Long Gary Rudnick monthly retainer	\$ 4,240.00
Harrang Long Gary Rudnick work outside of retainer	\$
Sub-contracted legal services	\$ _____
Total Legal	\$ 4,420.00

Public Records Request Received

Number of Records Requests Received in July 2020 **0**

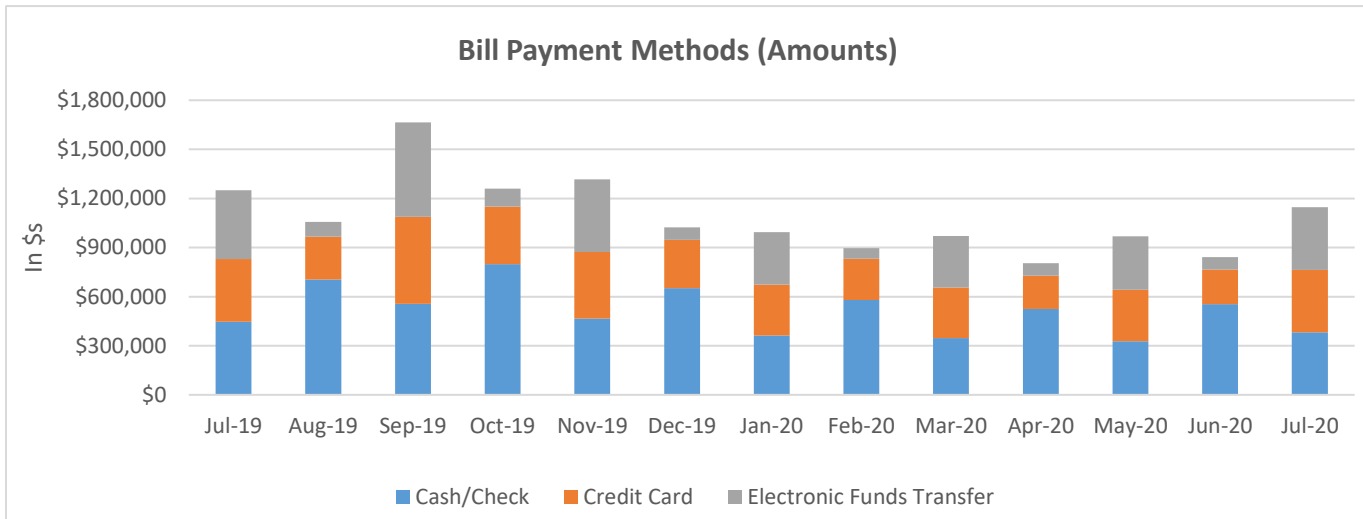
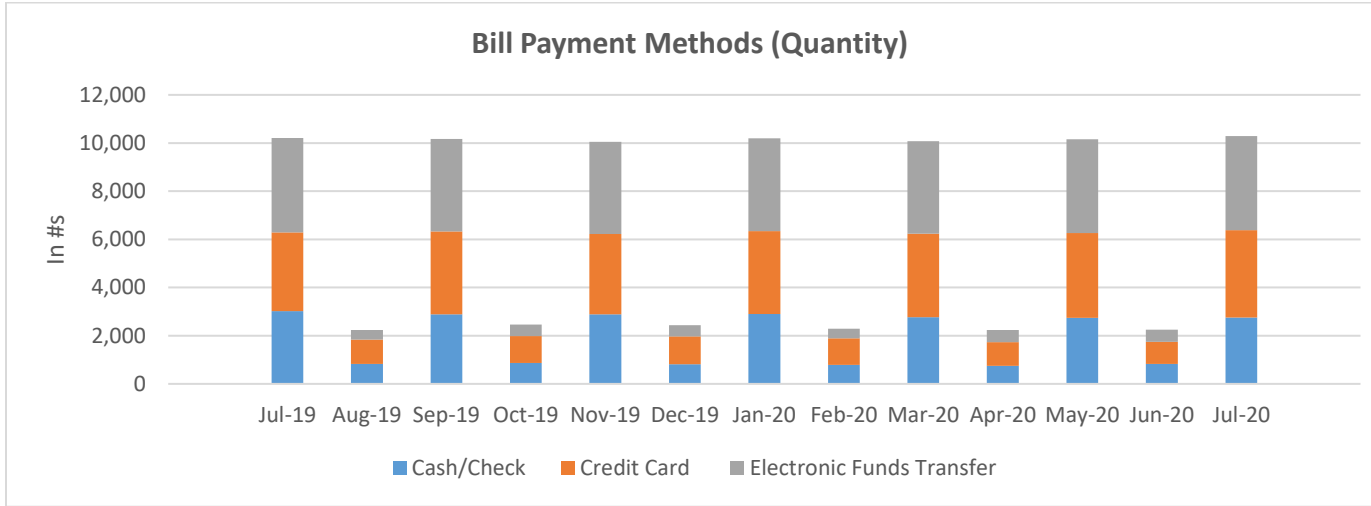
Financial Reports



Revenue: Demand compared with FY 19 is down by 5.29% through the June billing. Water sales revenue dollars are consistent with FY 19. We continue to see some impact from the Stay Home/Save Lives order as many businesses have been closed, yet apartment complexes had higher than normal consumption. A portion of the reduced consumption could have been the result of the decrease in average temperatures this past summer that continued into the fall that we have been seeing throughout the fiscal year. Interest earnings for June 2020 haven't been recorded to revenue as of today, so revenue will go up by \$13,000 allocated across funds. **Expenses:** Personnel services expense dollars are significantly higher than prior years due to the payment of the budgeted PERS Transitional Liability. Exclusive of the PERS payment, Personnel Services are 43.44% of the biennial budget. Materials & Services are at 43.39% of the biennial budget and 86.75% of the FY 20 estimate. Additional expenditures for FY 20 are continuing to be recorded through this week.

(as of July 2020)

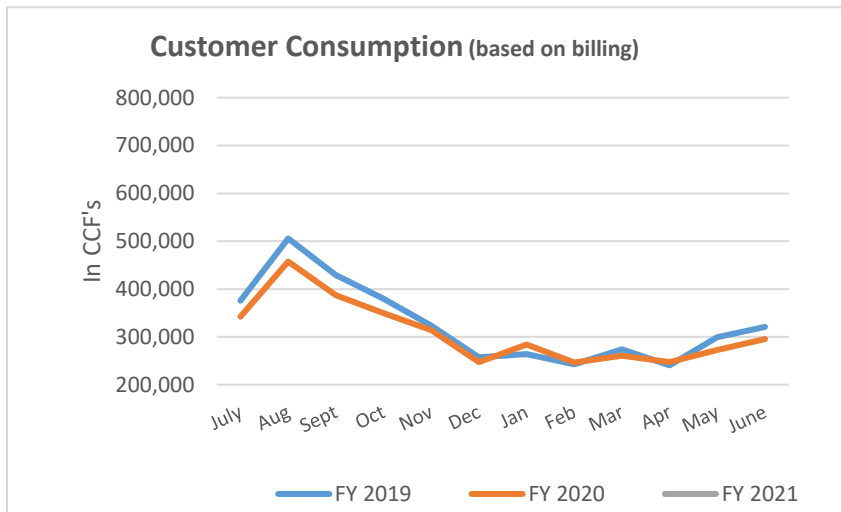
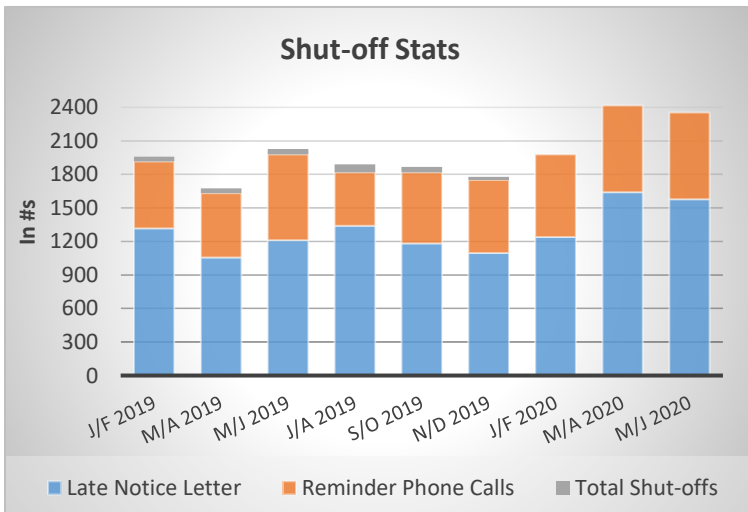
Residential Customers are billed on the even months, Commercial Customers are billed on the odd months.



Cash/Check – Received via Lockbox, Counter

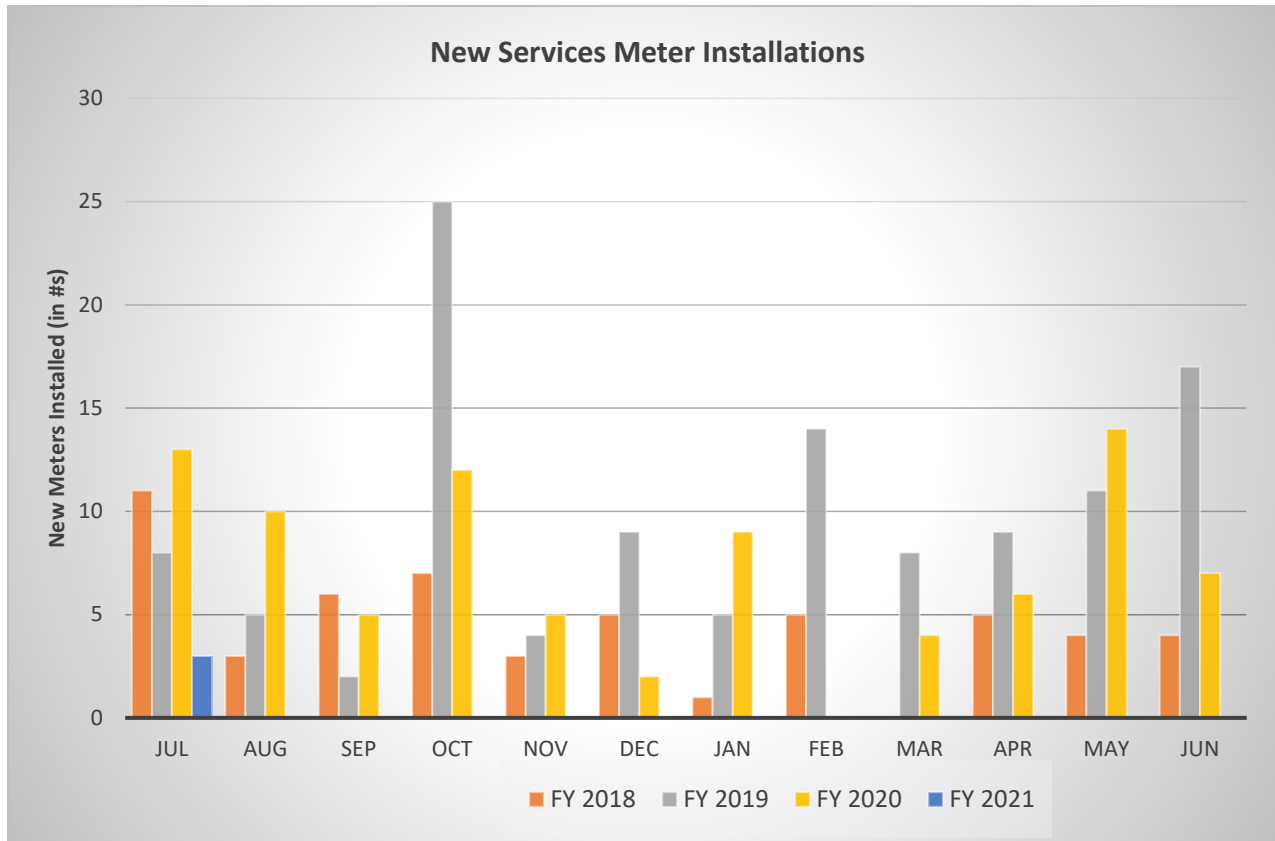
Credit Card – Received via CRW Initiated Automatic Payment, Walk-ins/Phone Calls, and Website

Electronic Funds Transfer – Received via Bank to Bank Transfer, Automatic Checking Withdrawal (RapidPay)

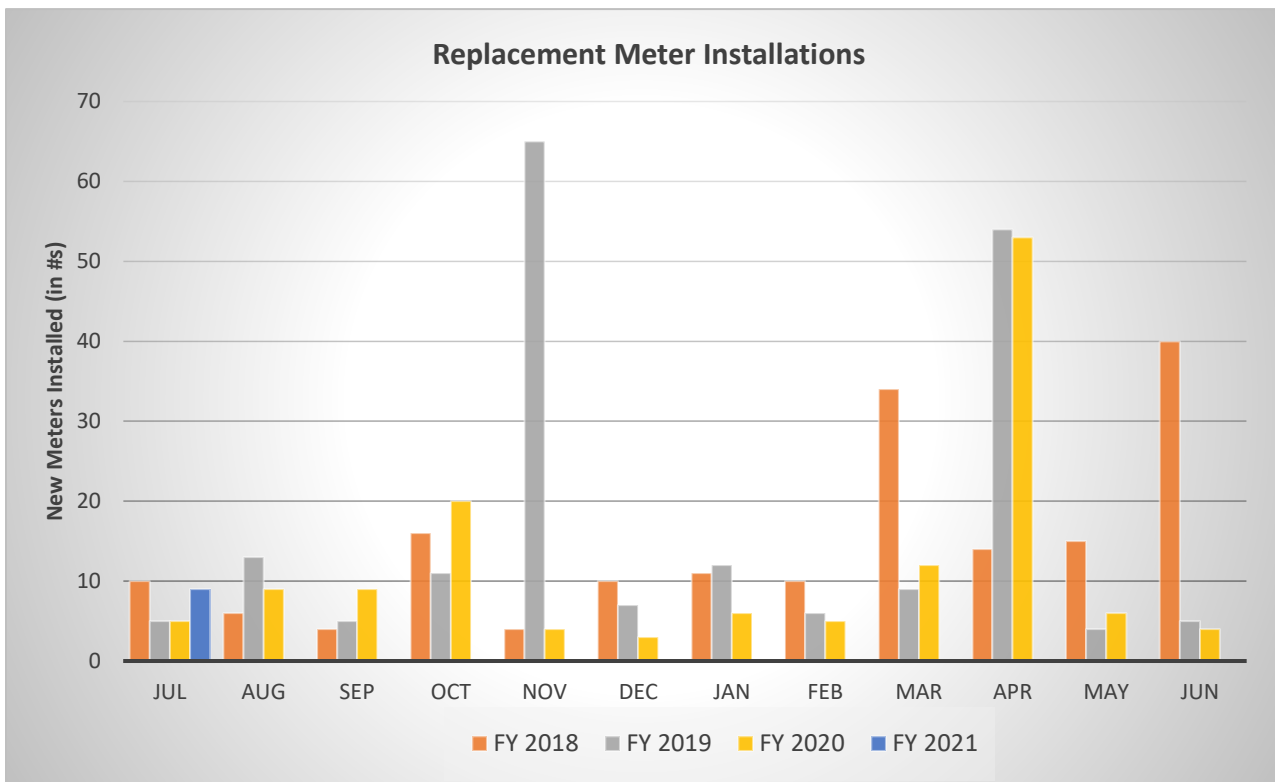


*Reminder Phone Calls are made during the even months.

Shut-offs occur the following month. **Jan/Feb late notice number is an estimate



No New Services for Mar. FY17 & FY18 & Feb. FY20



No Replacements for Jul., Mar. FY17

System Operations & Engineering

Operation Statistics

	Leak Repairs Made (all pipe sizes)	Leak Detection Completed (miles)	Hydrant Maintenance	Locate Requests	Valve Maintenance & Mapping	After-hours Call-outs	Meter Maintenance Tasks	Cross Connection Inspections
July 2019	1	0	133	551	6	5	254	1
Aug. 2019	1	15.7	213	485	5	15	105	11
Sep. 2019	1	0	205	493	1	15	68	0
Oct. 2019	4	.2	226	501	8	5	71	0
Nov. 2019	1	.2	65	352	0	4	27	0
Dec. 2019	1	.1	78	337	19	8	50	0
Jan. 2020	0	.1	153	344	32	7	39	1
Feb. 2020	0	8.7	23	370	5	3	33	5
Mar. 2020	2	.3	139	438	147	7	31	3
April 2020	0	1.7	253	567	591	6	9	0
May 2020	2	.2	128	473	83	8	9	0
June 2020	1	0.2	327	571	171	3	41	4
July 2020	1	0.1	104	474	15	5	43	1

Private Project Tracking – July 2020

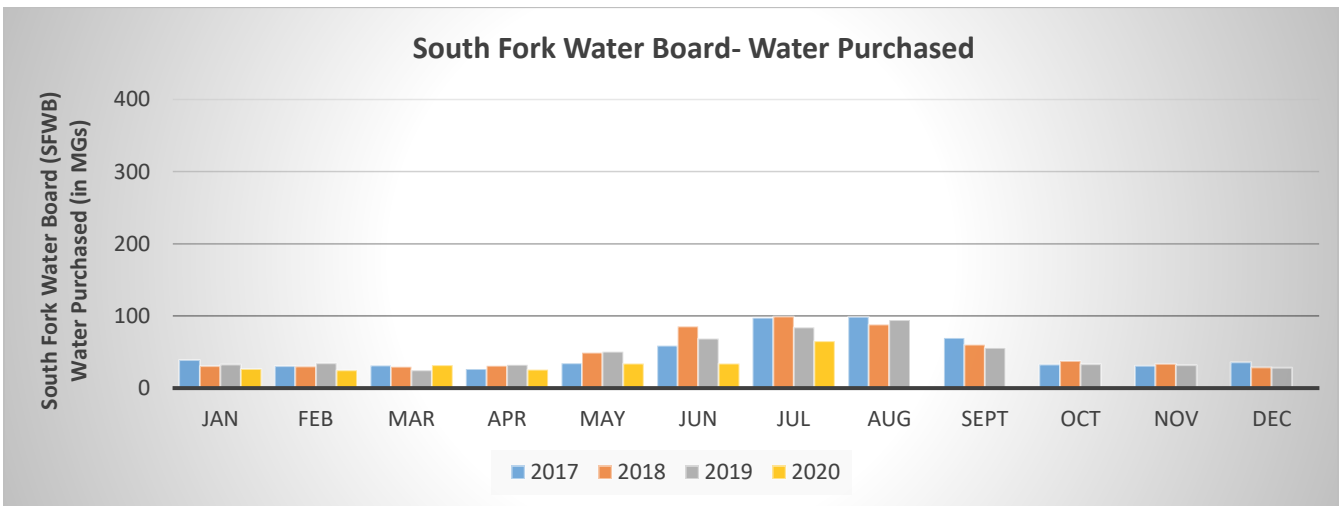
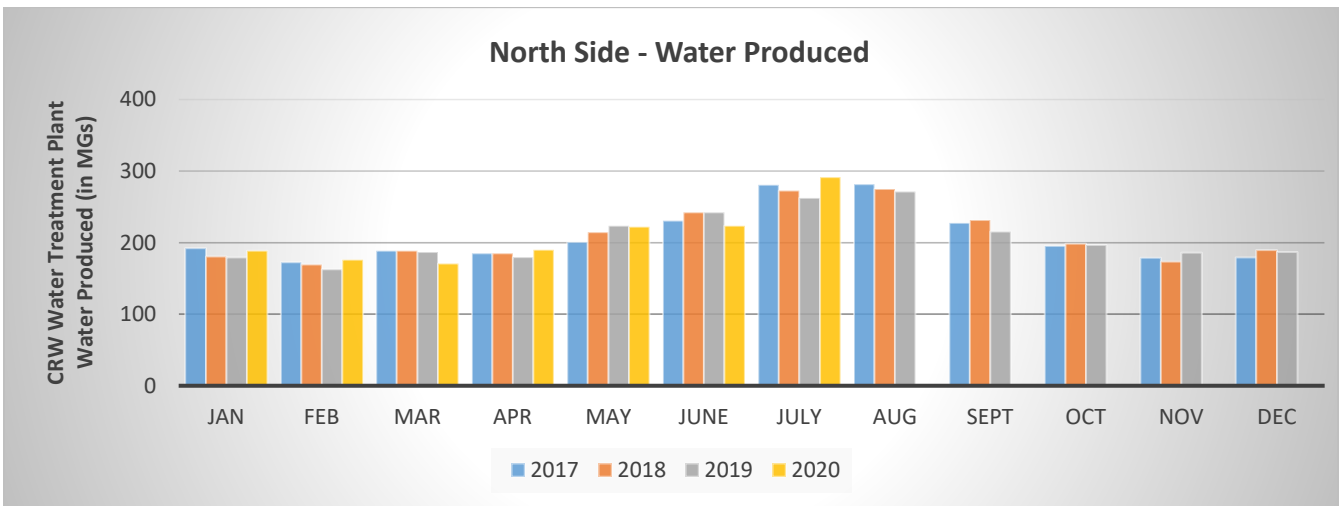
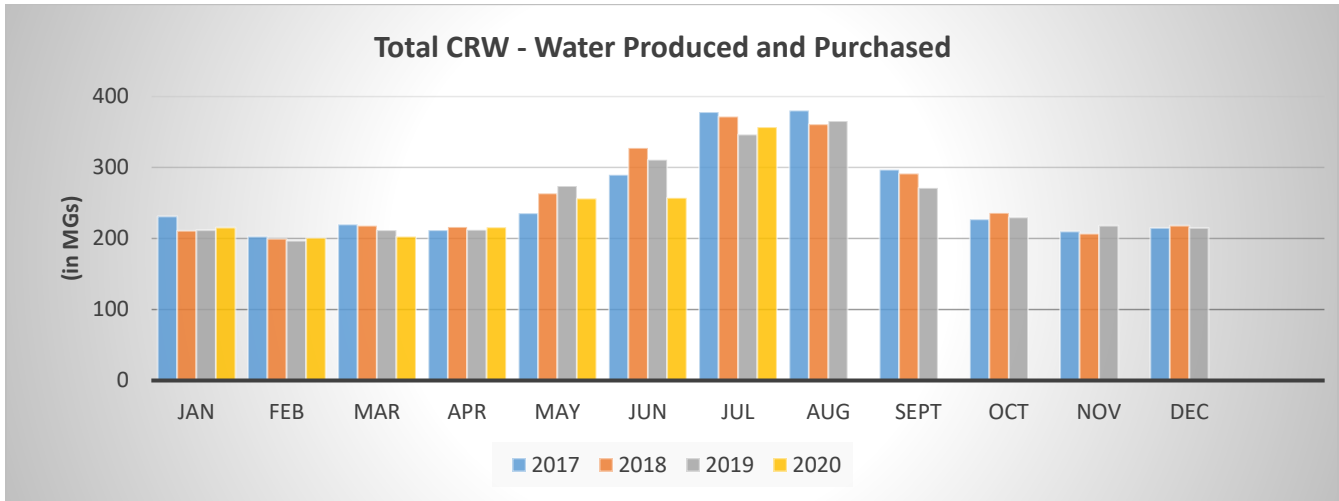
Project No.	Name	Description	Budget	Spent	Phase	Status
16-5205 Private	Glen Oak Master Meter	8" Master Meter to Oregon City	N/A	N/A	Const.	No activity
16-5206 Private	Rosewood Terrace	200+ Multi-family, 6" meter	N/A	N/A	Const.	Punch list underway. Beginning close out.
18-5232 Private	Copper Heights	Residential 30 lot subdivision on difficult site	N/A	N/A	Design	No activity
19-5252 Private	Heirloom Apartments	8" & 12" mains for 286-unit apartments, (4) 3" meters, (7) 2" meters	N/A	N/A	Const.	Construction underway
19-5240 Private	Home2 Suites	12" main for 101-unit hotel, 4" meter	N/A	N/A	Const.	Punch list underway. Beginning close out.
19-5254 Private	D St. Improvements	Road Extension with utilities (at Fuller P&R)	N/A	N/A	Design	Plan review
19-5255 Private	Fuller Station Affordable Housing	100-unit Multi-family housing, 4" meter	N/A	N/A	Design	Plan review
19-5256 Private	Residence Inn by Marriot	117-unit Hotel at Clackamas Town Center, 4" meter	N/A	N/A	Const.	Punch list underway. Beginning close out.
19-5258 Private	Shellenberg School	8" main extension for fire service plus 3" meter	N/A	N/A	Const.	Punch list underway. Beginning close out.
19-5259 Private	Washman	8" main and 2" meter	N/A	N/A	Design	No activity
20-5261 Private	Glencoe Townhomes	8" main and 2" meter	N/A	N/A	Const.	Plans approved. Construction beginning.
20-5262 Private	Bonaventure Senior Living	6" fire service and 3" meter	N/A	N/A	Design	Design review ongoing
20-5263 Private	Fora Townhomes	7 domestic services on Lamphier St.	N/A	N/A	Const.	Construction beginning.
20-5267	Ogden MS Fire Service	6" main extension of fire service	N/A	N/A	Const.	Plan approved. Construction Beginning.

Project Management Report									
Project Description	Project #	BN 2019-2021					Projected Total Expenditures (Life of Project)	Expenditures to Date (a)	Current Phase/Status
		FY 2020	FY 2021	Total BN Budget	Through June 2020	Remaining Budget			
Capital Improvement Projects Fund									
ODOT/City/County DTD Adjustments	5249	169,000	117,000	286,000	65,238	164,669		65,238	Tracking and coordinating; ODOT 82nd Ave Overlay-2021
CRC Mobility Improvements (b)	5243				50,772			57,081	Construction ongoing. Working with County and Contractor for required water relocations.
Sunnybrook & 93rd Loop Waterline (b)	5241	-	-	-	5,320			20,014	Pipeline complete
Edgewood Neighborhood Waterline	5239	1,045,000	-	1,045,000	894,055	150,945		985,522	Project Complete
Forsythe Road Waterline - Phase 1	5251	572,000		572,000	40,223	531,777		40,223	Project Bid opening August 4th
Leland Road Master Meter & Waterline	TBD	-	480,000	480,000	-	480,000		-	No Activity
82nd Drive Waterline - Phase 1	5253	-	814,000	814,000	840	813,160		840	Survey complete. In design
Orchid Waterline & Meter	5260	74,000	-	74,000	32,554	41,446		32,554	Construction complete
Mather Reservoir Control Valve	5250	210,000	-	210,000	50,054	159,946		50,054	Punch list in progress
90th Ave Pump Station Valve Replacement	5248	-	150,000	150,000	13,474	136,526		13,474	Complete
Totals		2,070,000	1,561,000	3,631,000	1,152,530	2,478,470		1,264,999	

Project Description	Project #	BN 2019-2021					Projected Total Expenditures (Life of Project)	Expenditures to Date (a)	Current Phase/Status
		FY 2020	FY 2021	Total BN Budget	Through June 2020	Remaining Budget			
Backbone Projects (Various Funds)									
Butterfield Lane Transmission Main	5160	-	-	-	-	-	2,567,000	2,566,689	Complete
Carver-Springwater Transmission Main	5217	-	-	-	-	-	1,875,000	1,871,718	Complete
Highway 224 Intertie	5189	-	-	-	235	-	2,412,000	2,231,132	Complete
152nd Avenue Reservoir (c)	5188	1,410,000	-	1,410,000	1,313,999	96,001	9,400,000	9,228,044	Construction complete
Hattan Road Pump Station	5190	1,322,000	-	1,322,000	1,081,779	240,221	4,402,000	4,504,306	Complete
Hattan Road Transmission Main	5191	382,000	-	382,000	290,878	91,122	3,823,000	4,051,160	Complete
Redland Reservoir #3	5195	-	-	-	331,746	(331,746)	4,128,000	4,116,345	Complete
General Project Administration	5187	25,000	-	25,000	7,486	17,514	250,000	219,965	Minor admin tasks remaining
All Phase 2 Project work Charged to Phase 1							375,000		
Bradley Rd (Butterfield) Pump Station (d)	5213	-	-	-	2,499	(2,499)	N/A	38,260	No work to report
Grasle Road Transmission Main (d)	5235	-	-	-	85,832	(85,832)	N/A	112,726	No work to report
Beaver Lake Pump Station (d)	5236	-	-	-	112,526	(112,526)	N/A	145,890	Finalizing plat and property purchase
Bradley Rd Transmission Main (d)	5237	-	-	-	1,036	(1,036)	N/A	1,036	No work to report
Beavercreek Elevated Reservoir (d)	5238	-	-	-	-	-	N/A	2,699	No work to report
Totals (Backbone Phase 1 only)		3,139,000	-	3,139,000	3,026,122	113,113	29,232,000	29,089,971	

Notes:

- (a) "Expenditures to Date" includes all costs through all project phases (planning, design, construction), spanning multiple fiscal periods as applicable.
- (b) CRC project #5243 and Sunnybrook & 93rd Loop project #5241 are included in ODOT/DTD budget
- (c) Costs reported for the 152nd Reservoir project include deductions for contributions from Sunrise Water Authority, three received to date.
- (d) Backbone Phase 2 project costs were budgeted separately under General Fund- including administrative costs, property-related, pre-engineering, etc.



Regulatory

All 84 samples collected and analyzed for the July monitoring period showed no presence of coliform/*E. coli* bacteria.

Quarterly Disinfection By-Product sampling was conducted at 4 locations each in the North and South Service Areas.

Cyanotoxin Testing

Microcystin and Cylindrospermopsin sampling of our raw water began in May and occurs every two weeks for compliance.

We have analyzed one sample each week since May 19th from a bloom in Timothy Lake for PGE for Total Microcystin, Cylindrospermopsin, Anatoxin-a and Saxitoxin. At the same time, we ran additional raw water samples from our intakes.

No cyanotoxins were detected in our raw water.

Non-Regulatory

General water quality parameters (pH, temperature, chlorine, TDS, harness, alkalinity) were collected for the distribution system at 16 locations in the North and South systems.

Monthly watershed sampling was conducted at 4 long-term sampling locations for total organic carbon, nutrients (nitrate/nitrite, total phosphorus, orthophosphate, etc.) coliform density, pH, dissolved oxygen, TDS, and temperature.

Weekly algae monitoring is occurring at 3 locations in the North Fork Reservoir and CRW's intakes. This work includes species monitoring with the FlowCAM and nutrient analysis.

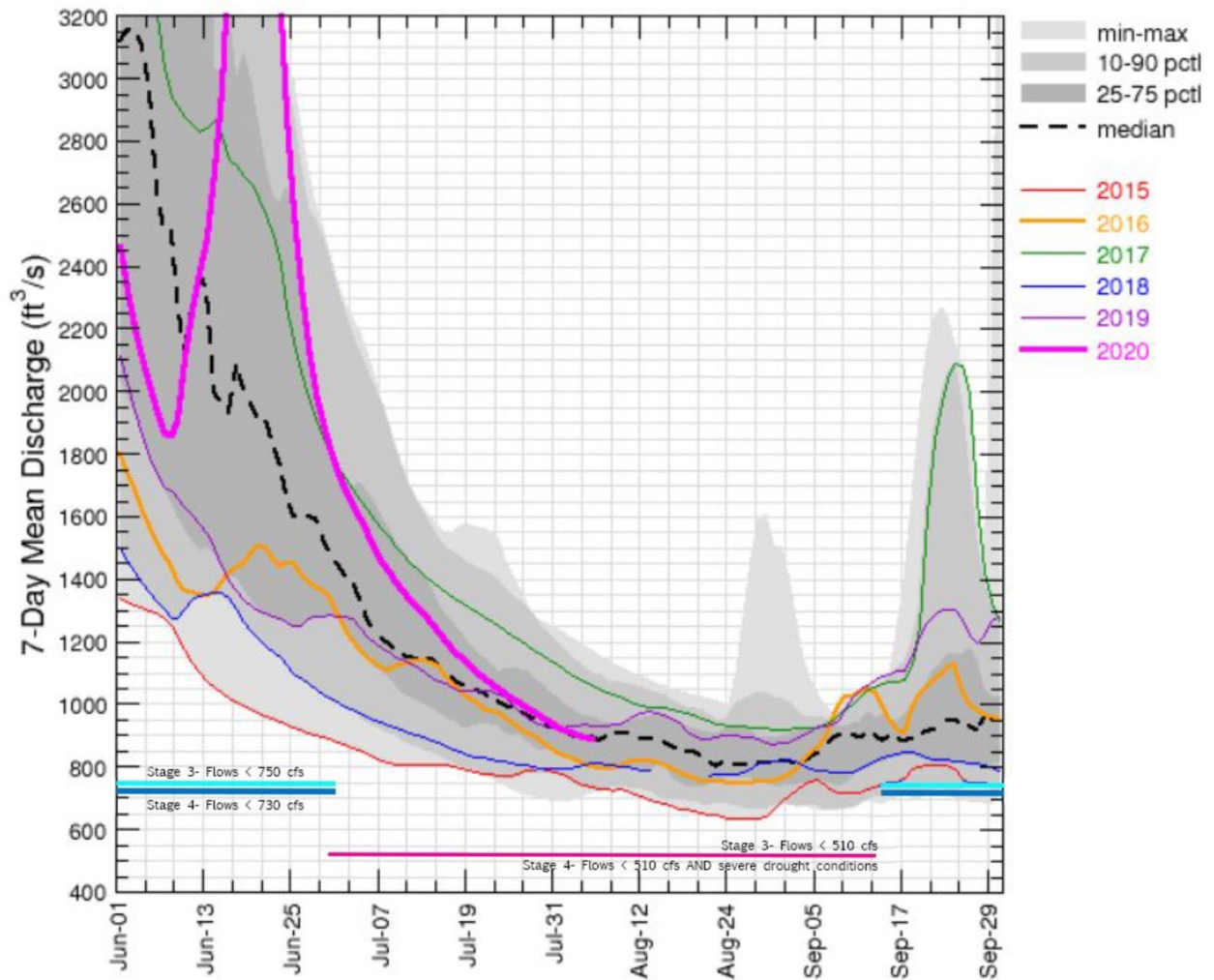
Raw water at our intakes was also tested for giardia and cryptosporidium, as we do each month.

Sampling for Other Agencies

All 50 samples collected and analyzed during this period for Sunrise Water Authority showed no presence of coliform/*E.coli* bacteria.

Clackamas River near Oregon City, OR (14211010)

Data from U.S. Geological Survey, Jun-08-2001 to Aug-05-2020



Wed Aug 5 16:13:47 2020