



Clackamas River Water

Monthly Update

November 2020



Monthly Update 3

 Contracts Log..... 3

 Summary of Legal 3

 Public Records Request Received 3

 Financial Reports 3

 Statistics 4

 Activity Reports 6

System Operations & Engineering 7

 Operation Statistics 7

 Project Updates..... 8-9

Water Resources & Water Quality 10

 Water Distribution Charts 10

 Sampling Reports 11

 Regulatory 11

 Non-Regulatory 11

 Sampling for Other Agencies..... 11

 River Conditions Report 12

Contracts Log

(Executed since last board meeting October 14, 2020)

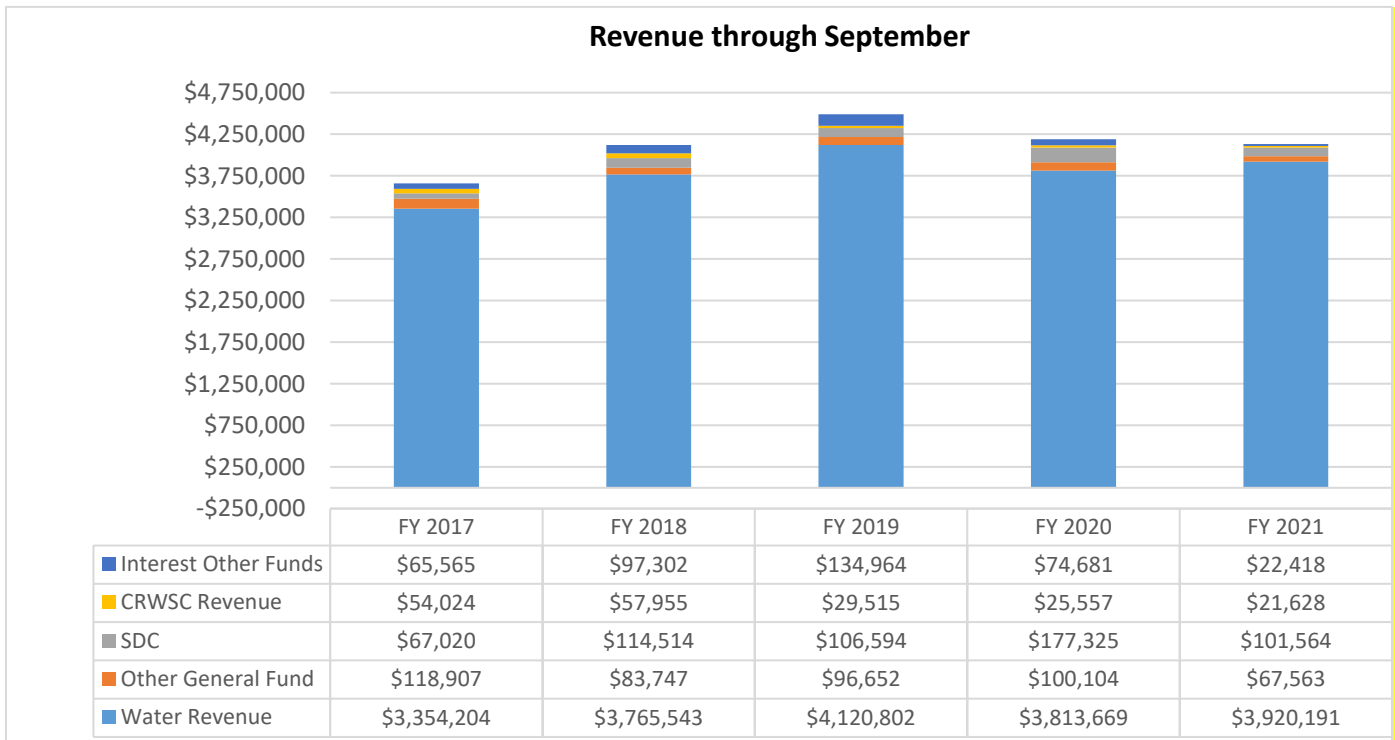
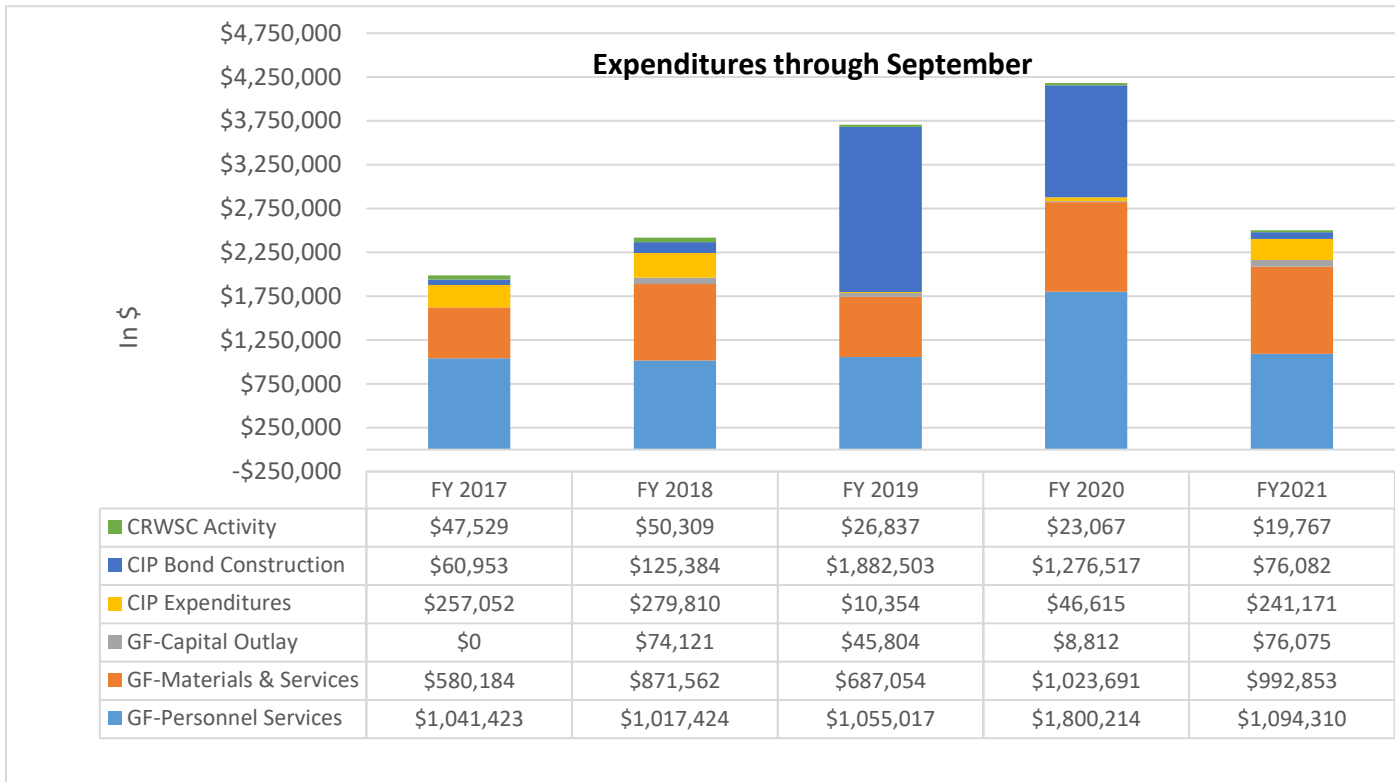
Company	Product / Service	Rates	Eff. Date	Exp. Date	New/Amended/ Extended
Kennedy/Jenks	On-call Engineering Services	NTE \$100,000	10/1/20	9/30/22	Approved by the Board at the July Board meeting
JLA Public Involvement	On-Call public involvement help	NTE \$10,000	11/1/20	10/31/21	New

Summary of Legal

	<i>October 2020</i>
Harrang Long Gary Rudnick monthly retainer	\$ 4,240.00
Harrang Long Gary Rudnick work outside of retainer	\$
Sub-contracted legal services	\$ _____
Total Legal	\$ 4,240.00

Public Records Request Received

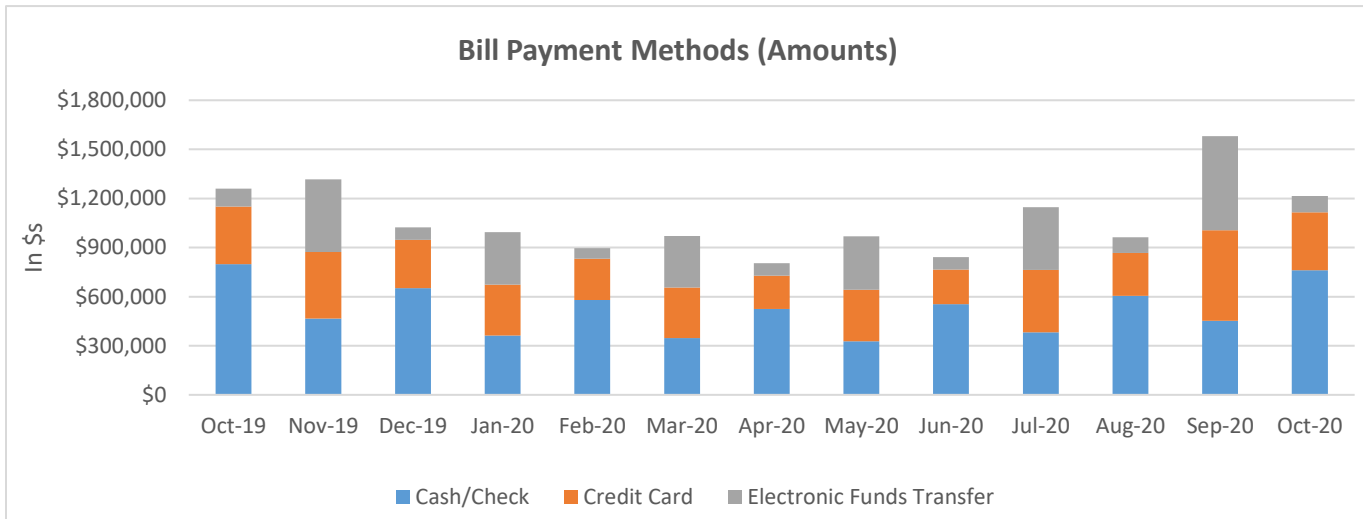
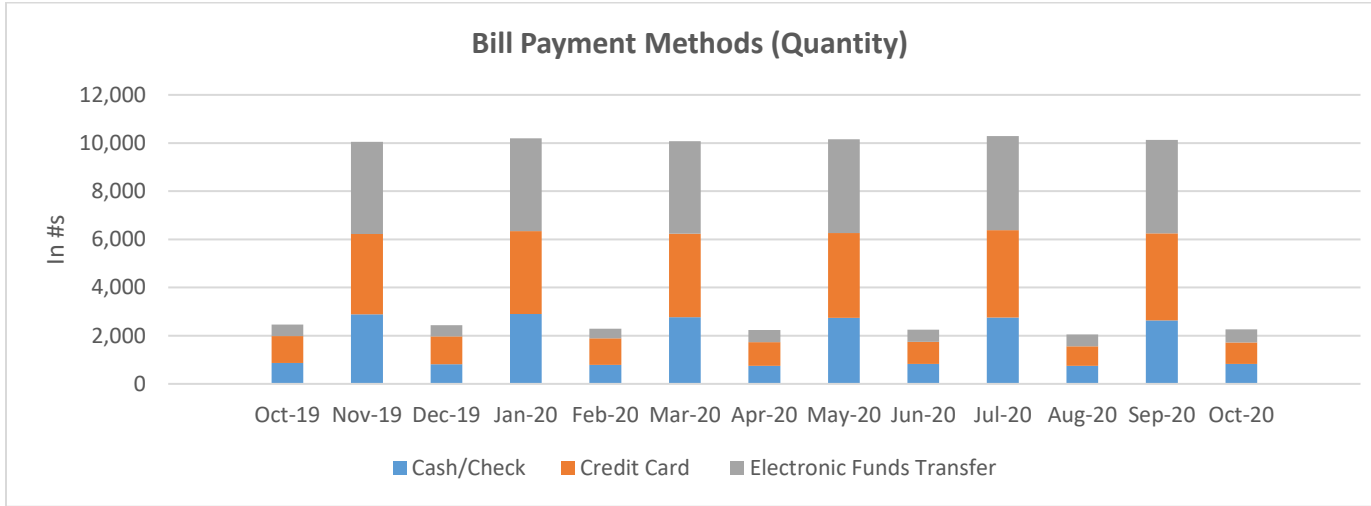
Number of Records Requests Received in October 2020 **0**



Expenses through September 2020 are down primarily due to completion of the Backbone projects. You will also note the reduction in Personnel Services - last year at this time we had paid off the Transitional Liability which greatly increased our personnel services expenses. **Revenue**- through September 2020 is down slightly from FY 2020 due to a reduction in overall fund balances available to earn interest and lower interest rates. The fund balances were reduced by completion of the Backbone projects. Other General fund revenue is lower than last year due to the elimination of service charges on past due balances. SDC revenue is also down from last year.

(as of the end of October 2020)

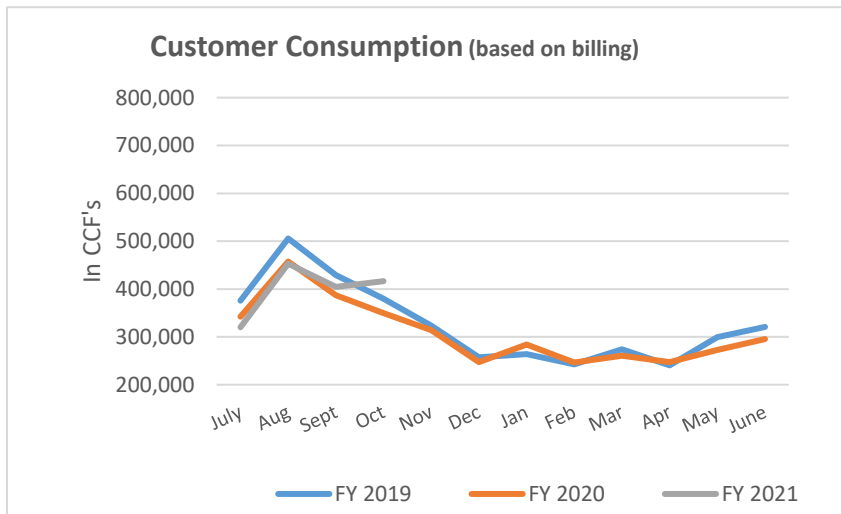
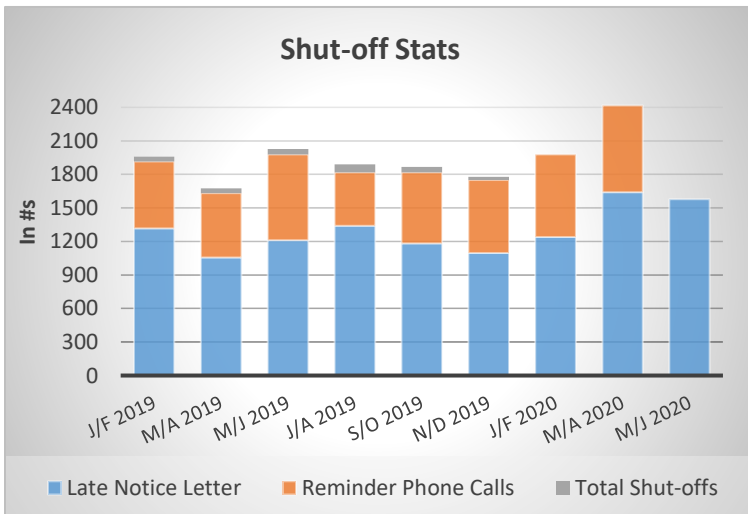
Residential Customers are billed on the even months, Commercial Customers are billed on the odd months.



Cash/Check – Received via Lockbox, Counter

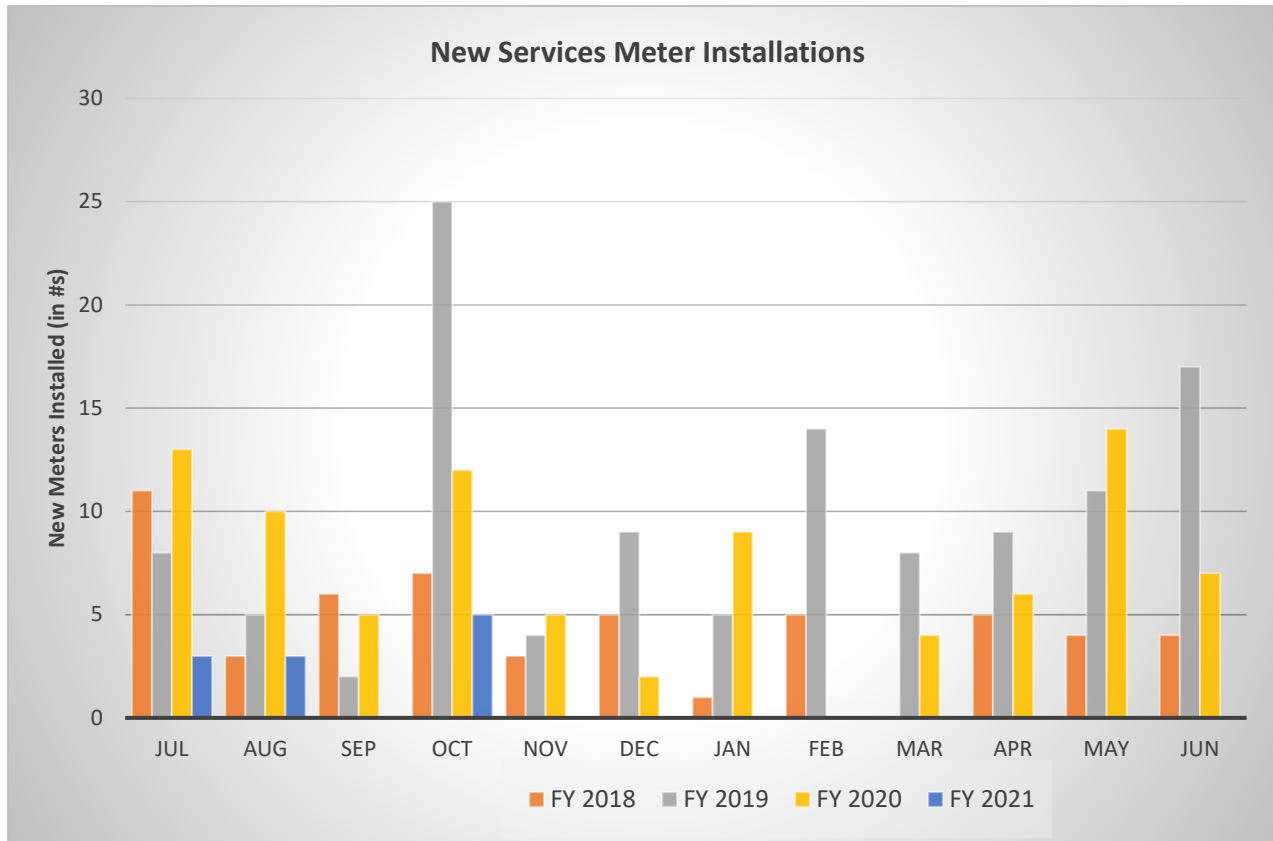
Credit Card – Received via CRW Initiated Automatic Payment, Walk-ins/Phone Calls, and Website

Electronic Funds Transfer – Received via Bank to Bank Transfer, Automatic Checking Withdrawal (RapidPay)

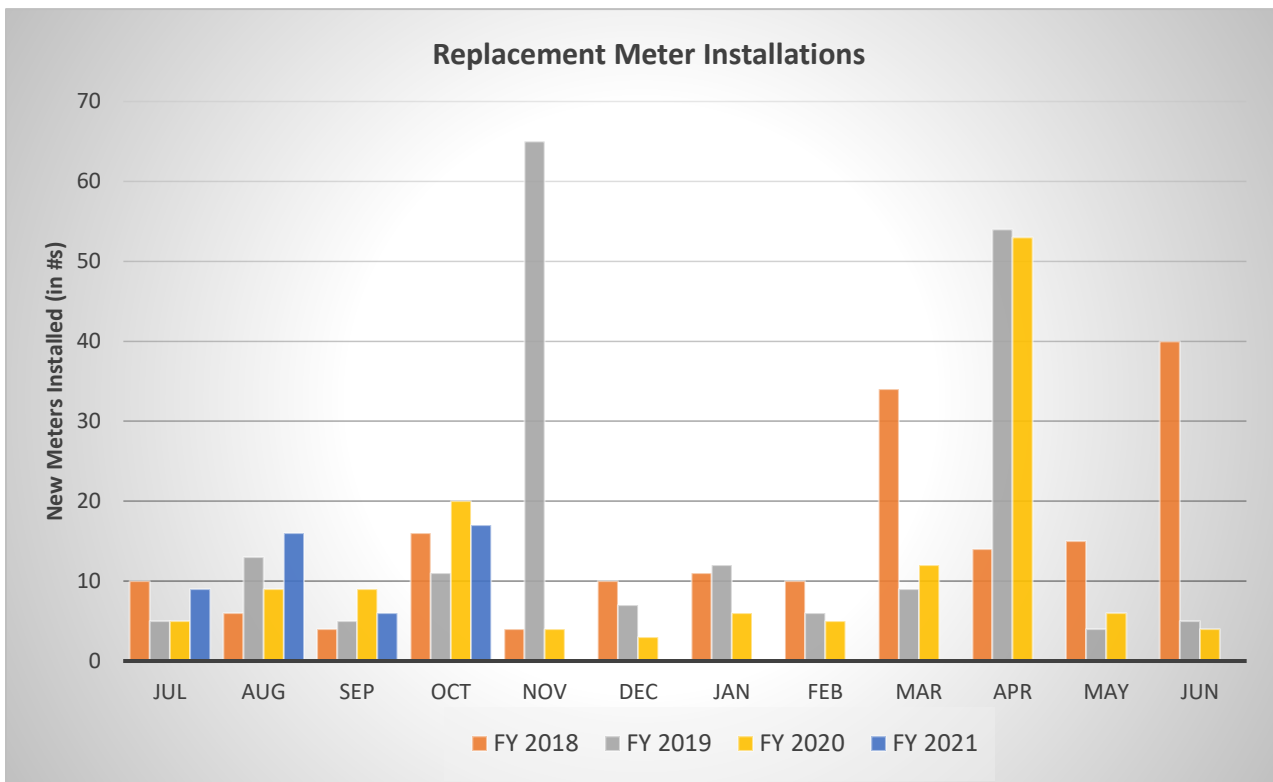


*Reminder Phone Calls are made during the even months.

Shut-offs occur the following month. **Jan/Feb late notice number is an estimate



No New Services for Mar. FY17 & FY18 & Feb. FY20 & Sept. FY21



No Replacements for Jul., Mar.FY17

System Operations & Engineering

Operation Statistics

	Leak Repairs Made (all pipe sizes)	Leak Detection Completed (miles)	Hydrant Maintenance	Locate Requests	Valve Maintenance & Mapping	After-hours Call-outs	Meter Maintenance Tasks	Cross Connection Inspections
Oct. 2019	4	.2	226	501	8	5	71	0
Nov. 2019	1	.2	65	352	0	4	27	0
Dec. 2019	1	.1	78	337	19	8	50	0
Jan. 2020	0	.1	153	344	32	7	39	1
Feb. 2020	0	8.7	23	370	5	3	33	5
Mar. 2020	2	.3	139	438	147	7	31	3
April 2020	0	1.7	253	567	591	6	9	0
May 2020	2	.2	128	473	83	8	9	0
June 2020	1	0.2	327	571	171	3	41	4
July 2020	1	0.1	104	474	15	5	43	1
July 2020	3	0.3	228	418	14	5	37	1
Sep. 2020	5	14.9	136	494	4	10	35	0
Oct. 2020	1	15.5	120	474	0	7	155	2

Private Project Tracking – October 2020

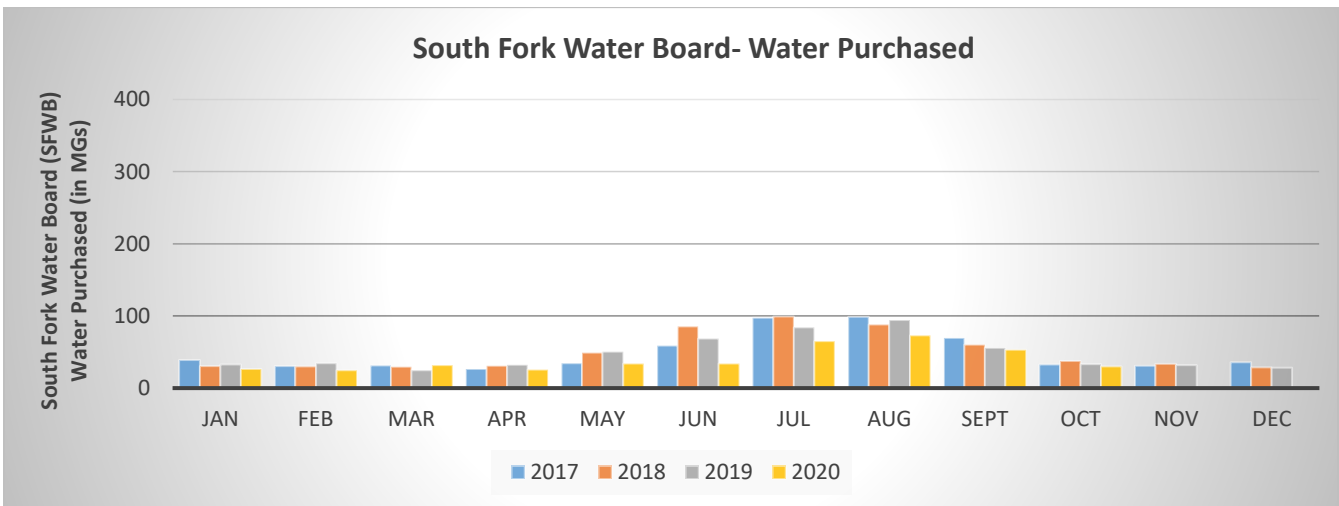
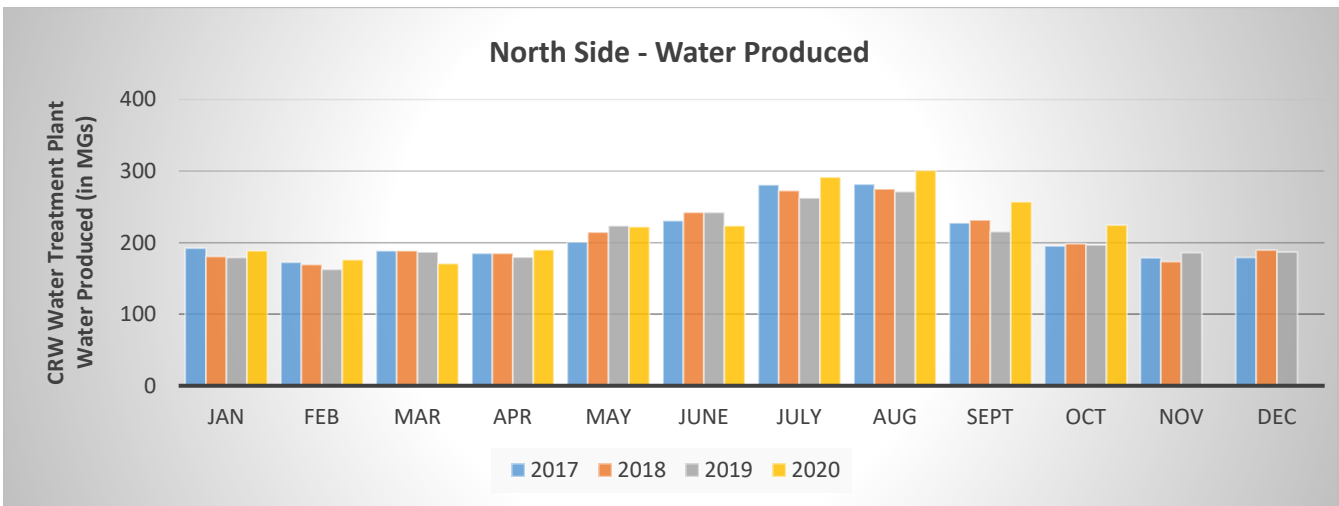
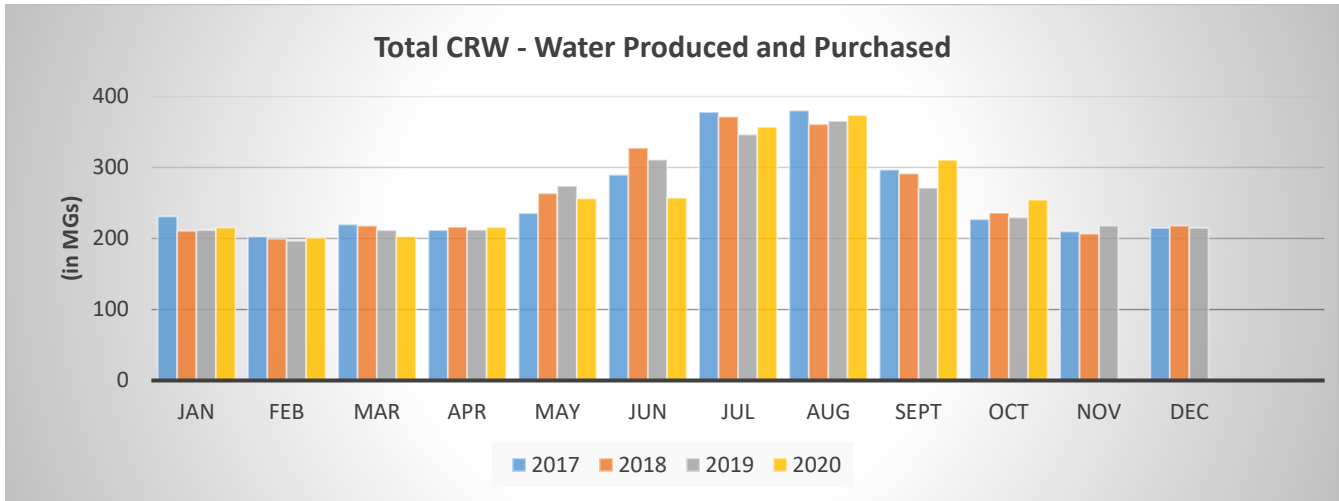
Project No.	Name	Description	Phase	Status
16-5205 Private	Glen Oak Master Meter	8" Master Meter to Oregon City	Const.	Development acquiring permits.
18-5232 Private	Copper Heights	Residential 30 lot subdivision on difficult site	Design	No activity.
19-5252 Private	Heirloom Apartments	8" & 12" mains for 286-unit apartments, (4) 3" meters, (7) 2" meters	Const.	Water mains complete. Site work continues.
19-5240 Private	Home2 Suites	12" main for 101-unit hotel, 4" meter	Const.	Punch list underway.
19-5254 Private	D St. Improvements	Road Extension with utilities (at Fuller P&R)	Const.	Pending construction start.
19-5255 Private	Fuller Station Affordable Housing	100-unit Multi-family housing, 4" meter	Design	Plan review.
19-5256 Private	Residence Inn by Marriot	117-unit Hotel at Clackamas Town Center, 4" meter	Const.	Punch list underway.
19-5258 Private	Shellenberg School	8" main extension for fire service plus 3" meter	Const.	Closing out.
19-5259 Private	Washman	8" main and 2" meter	Const.	Plans approved. Construction imminent.
20-5261 Private	Glencoe Townhomes	8" main and 2" meter	Const.	Punch list underway.
20-5262 Private	Bonaventure Senior Living	6" fire service and 3" meter	Const.	Pending construction start.
20-5263 Private	Fora Townhomes	7 domestic services on Lamphier St.	Const.	Construction underway.
20-5264 Private	West Coast Storage	6" Fire Service and Domestic meter	Design	Plan review.
20-5267 Private	Ogden MS Fire Service	6" main extension of fire service	Const.	Construction underway.
20-5271 Private	Capps Rd @ 120th	2- 6" Fire and 2" Commercial services	Design	Plan review.

Project Management Report									
Project Description	Project #	BN 2019-2021					Projected Total Expenditures (Life of Project)	Expenditures to Date (a)	Current Phase/Status
		FY 2020	FY 2021	Total BN Budget	Through September 2020	Remaining Budget			
Capital Improvement Projects Fund									
							(Backbone only)		
ODOT/City/County DTD Adjustments	5249	169,000	117,000	286,000	7,040	109,729		130,238	Tracking and coordinating; ODOT 82nd Ave Overlay-2021
CRC Mobility Improvements (b)	5243				26,740			83,821	Coordinating irrigation connections
Sunnybrook & 93rd Loop Waterline (b)	5241	-	-	-				20,014	Complete
Edgewood Neighborhood Waterline	5239	1,045,000	-	1,045,000	12,204	60,790		1,019,823	Complete
Forsythe Road Waterline - Phase 1	5251	572,000		572,000	11,990	519,787		52,213	Waterline in place and online. Service work and cleanup on-going
Leland Road Master Meter & Waterline	TBD	-	480,000	480,000	-	480,000			No Activity
82nd Drive Waterline - Phase 1	5253	-	814,000	814,000	26,578	786,582		27,418	In design
Orchid Waterline & Meter	5260	74,000	-	74,000	317	38,386		35,614	Complete
Mather Reservoir Control Valve	5250	210,000	-	210,000	37,442	121,661		88,339	Complete
90th Ave Pump Station Valve Replacement	5248	-	150,000	150,000	118,859	17,667		132,333	Complete
Totals		2,070,000	1,561,000	3,631,000	241,171	2,134,603		1,589,813	

Notes:

(a) "Expenditures to Date" includes all costs through all project phases (planning, design, construction), spanning multiple fiscal periods as applicable.

(b) CRC project #5243 and Sunnybrook & 93rd Loop project #5241 are included in ODOT/DTD budget



Regulatory

All 84 samples collected and analyzed for the October monitoring period showed no presence of coliform/*E. coli* bacteria.

Quarterly Disinfection By-Product sampling was conducted at 4 locations each in the North and South Service Areas.

Cyanotoxin Testing

Microcystin and Cylindrospermopsin sampling of our raw water began in May and occurs every two weeks through October for compliance, and the samples are analyzed at our in-house accredited laboratory.

No cyanotoxins have been detected in our raw water throughout the sampling season.

Non-Regulatory

General water quality parameters (pH, temperature, chlorine, TDS, hardness, alkalinity) were collected throughout the distribution system at 16 locations in the North and South systems.

Monthly watershed sampling was conducted at 4 long-term sampling locations for volatile organic compounds, total organic carbon, nutrients (nitrate/nitrite, total phosphorus, orthophosphate, etc.), coliform density, pH, dissolved oxygen, TDS, and temperature. Total Kjeldahl Nitrogen (TKN) was the highest we have measured since 2014 likely due to the influence of the fires but was not significantly higher than we have seen in the past. All other analytes were within the range of previously measured values.

Quarterly sampling was conducted in raw water at the treatment plant intakes for inorganic compounds including metals, volatile organic compounds (VOCs, 21 regulated for drinking water, 36 unregulated), synthetic inorganic chemicals (SIOC, 29 regulated for drinking water, 5 unregulated), and synthetic organic chemicals (SOC, 29 regulated, 14 unregulated).

Weekly algae monitoring has been occurring at 3 locations in the North Fork Reservoir and CRW's intakes from May to October, other than when sites were unavailable in September due to the Riverside Fire. This work includes species monitoring with the FlowCAM and nutrient analysis.

Raw water at our intakes was tested for giardia and cryptosporidium.

Sampling for Other Agencies

All 50 routine samples collected and analyzed during this period for Sunrise Water Authority showed no presence of coliform/*E. coli* bacteria.

Water Conditions Report as of November 04, 2020

Streamflow is about 55% of average for this time. A month into the 2021 water year, statewide precipitation at NRCS SNOTEL sites is 84% of normal. The 8-14 day outlook is for below-normal temperatures across Oregon. Equal chances of above or below normal precipitation probability is forecast across the state.

