



Clackamas River Water

Monthly Update

March 2020



- Monthly Update..... 3
 - Contracts Log 3
 - Summary of Legal 3
 - Public Records Request Received 3
 - Financial Reports 4
 - Statistics..... 4
 - Activity Reports..... 6
- System Operations & Engineering 7
 - Operation Statistics 7
 - Project Updates 8 -10
- Water Resources & Water Quality 11
 - Water Distribution Charts..... 11
 - Sampling Reports..... 12
 - Regulatory..... 12
 - Non-Regulatory..... 12
 - Sampling for Other Agencies 12
- Winter Conditions Report..... 13

Contracts Log

(Executed since last board meeting February 13, 2020)

Company	Product / Service	Rates	Eff. Date	Exp. Date	New/Amended/Extended
Angelo Planning	Land use planning process	NTE \$50,000	2/22/18	2/28/21	Extended-Board approved at July 2019 for recurring payments
Christensen Inc.	Bulk Fuel deliveries for diesel and gas	NTE \$50,000	1/1/20	12/31/21	Participating in a State contract

Summary of Legal

February 2020

Harrang Long Gary Rudnick monthly retainer	\$ 4,240.00
Harrang Long Gary Rudnick work outside of retainer	\$ 1,197.20
Sub-contracted legal services	\$ _____
Total Legal	\$ 5,437.20

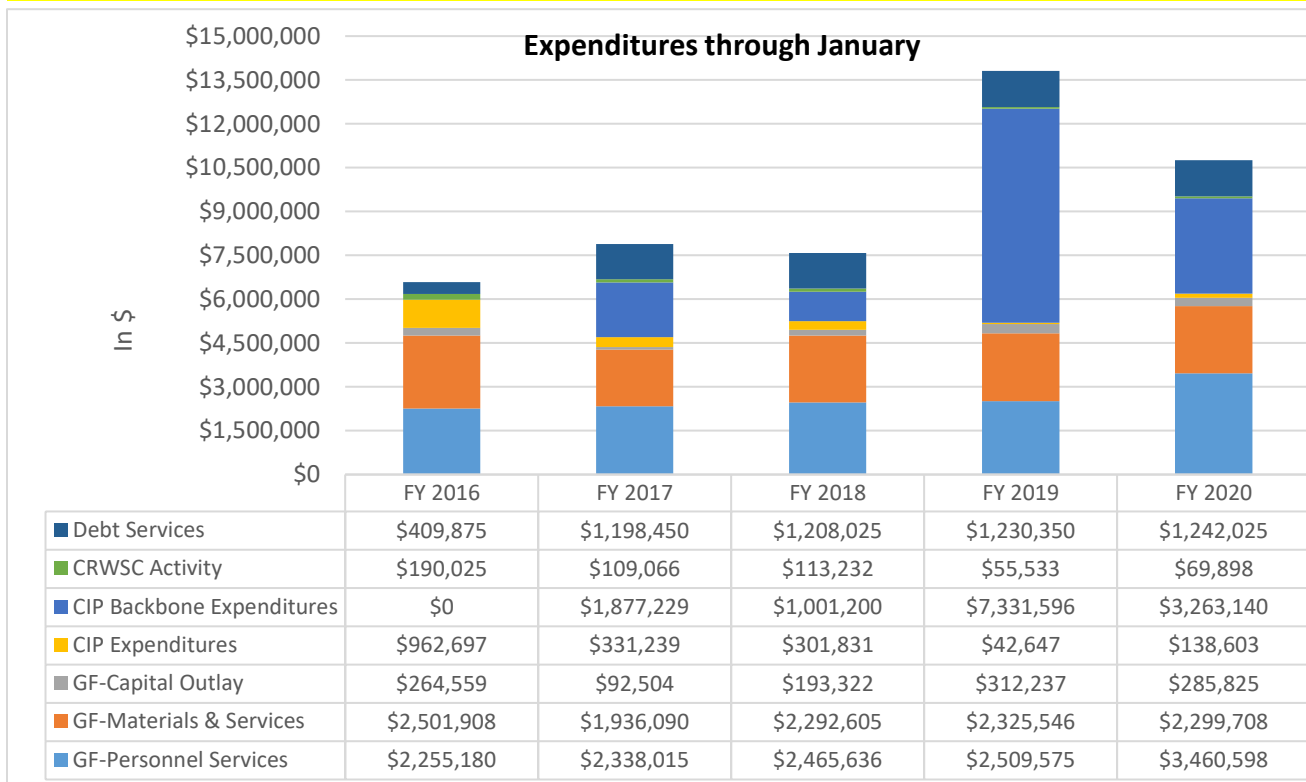
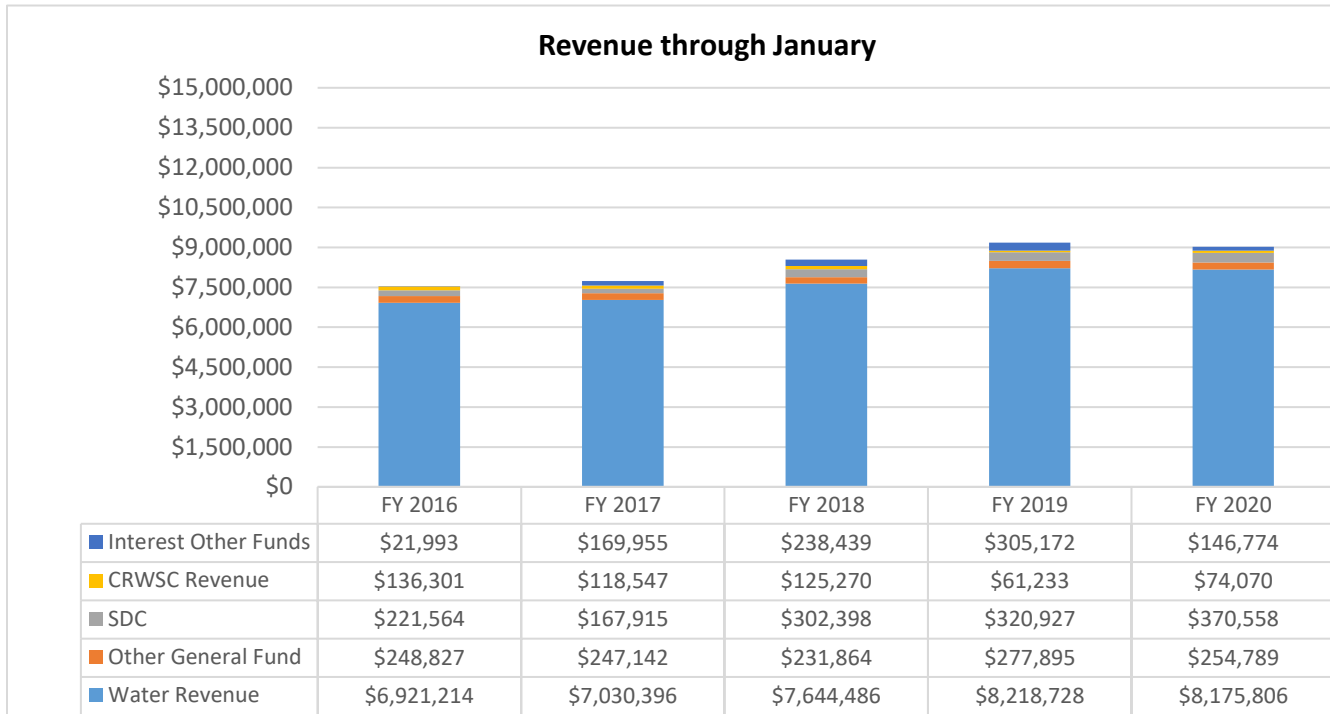
Public Records Request Received

February 2020

Number of Requests received and processed	0
---	---

Financial Reports

(as of January 2020)

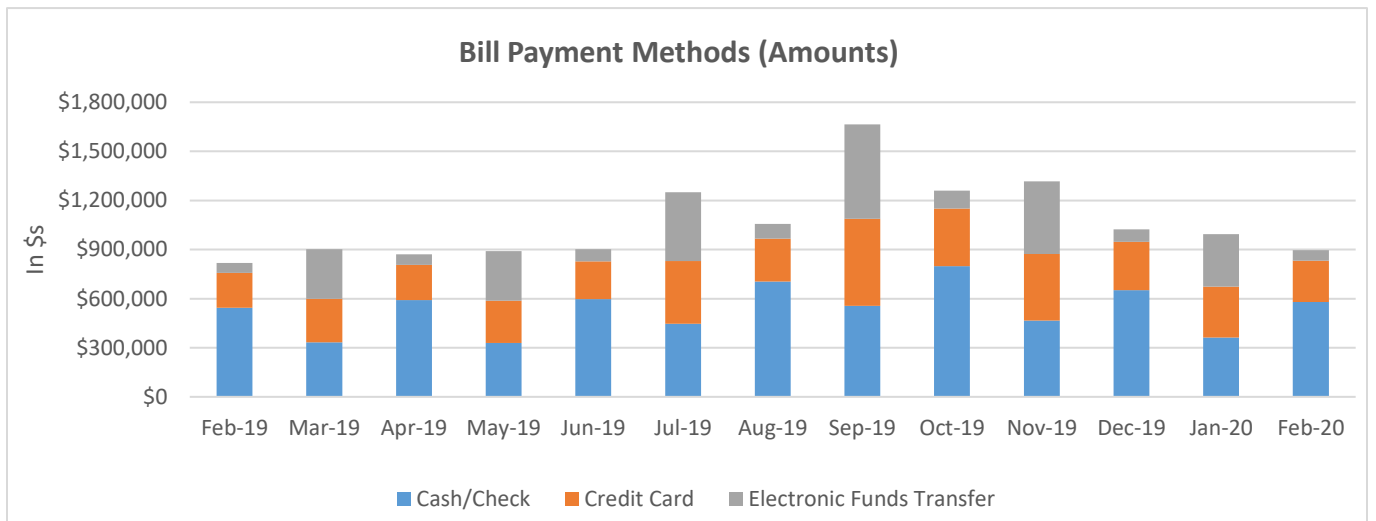
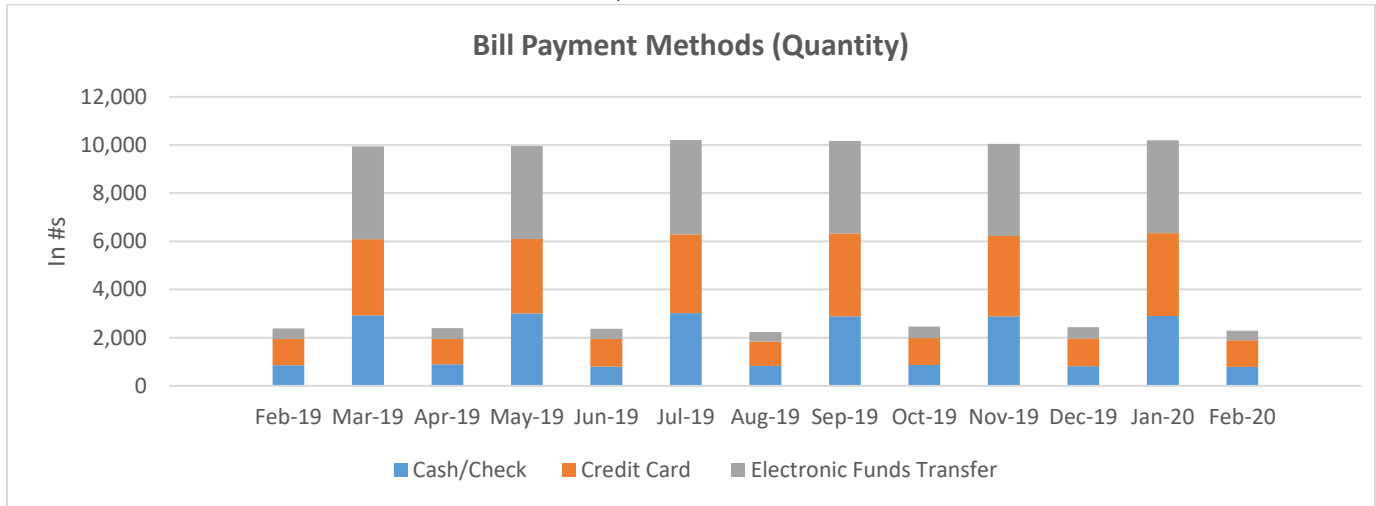


Revenue: Demand was decreased by 6.1% through January 2020 from the prior year. This could have been the result of the decrease in average temperatures this past summer that continued into the fall. This trend is consistent with other water providers in the region.

Expenses - Personnel Services expense is significantly higher than prior years due to the payment of budgeted PERS Transitional Liability. Exclusive of the PERS Transitional Liability payment, personnel services are 24.8% of the biennial budget. Materials & Services are at 25.98% of the biennial budget in alignment with 29.16% of the two-year budget cycle by \$281,000.

(as of February 2020)

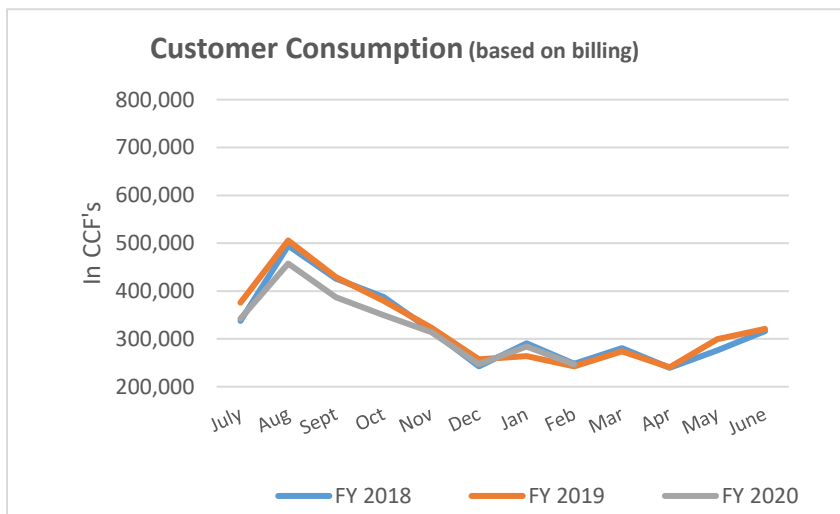
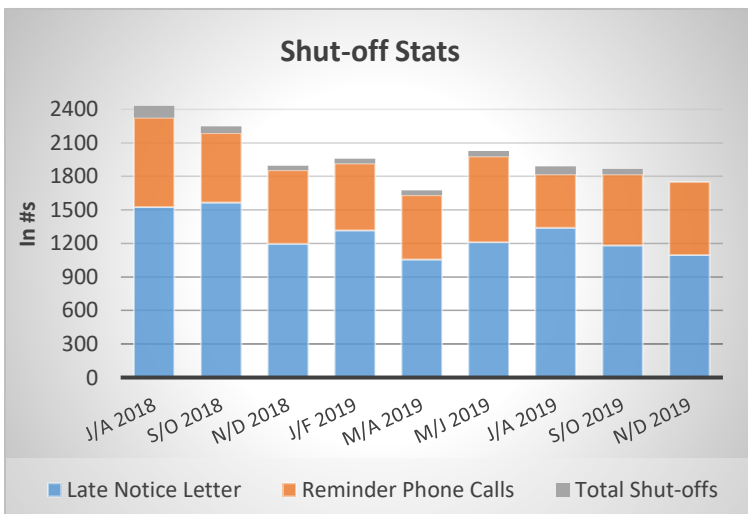
Residential Customers are billed on the even months, Commercial Customers are billed on the odd months.



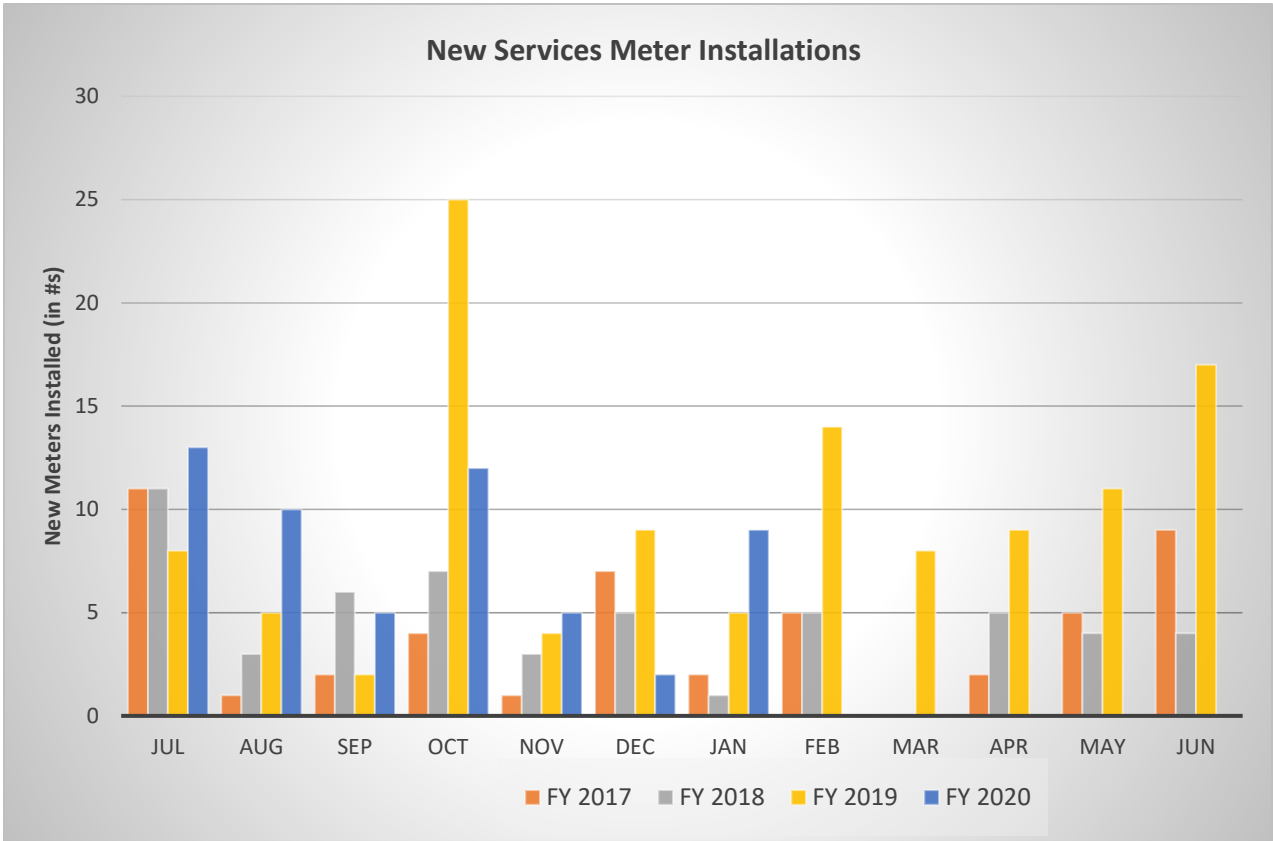
Cash/Check – Received via Lockbox, Counter

Credit Card – Received via CRW Initiated Automatic Payment, Walk-ins/Phone Calls, and Website

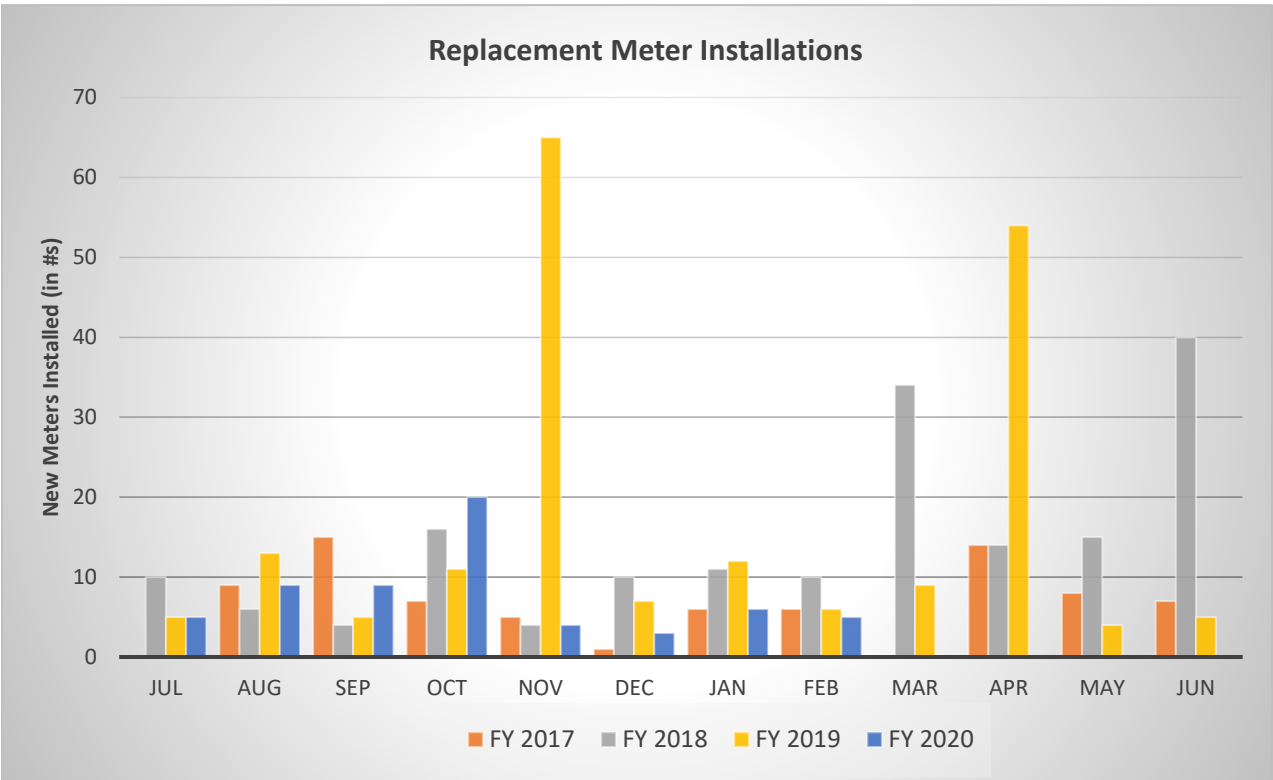
Electronic Funds Transfer – Received via Bank to Bank Transfer, Automatic Checking Withdrawal (RapidPay)



*Reminder Phone Calls are made during the even months. Shut-offs occur the following month.



No New Services for Nov. or Apr FY15, Mar. FY17 & FY18



No Replacements for Jul., Mar.FY17

Operation Statistics

	Leak Repairs Made (all pipe sizes)	Leak Detection Completed (miles)	Hydrant Maintenance	Locate Requests	Valve Maintenance & Mapping	After-hours Call-outs	Meter Maintenance Tasks	Cross Connection Inspections
Feb. 2019	3	0	37	431	1	3	53	0
Mar. 2019	1	0	76	520	0	5	104	0
April 2019	1	0	110	592	0	2	70	0
May 2019	1	0	268	608	28	8	54	0
June 2019	3	0	63	501	4	7	22	10
July 2019	1	0	133	551	6	5	254	1
Aug. 2019	1	15.7	213	485	5	15	105	11
Sep. 2019	1	0	205	493	1	15	68	0
Oct. 2019	4	.2	226	501	8	5	71	0
Nov. 2019	1	.2	65	352	0	4	27	0
Dec. 2019	1	.1	78	337	19	8	50	0
Jan. 2020	0	.1	153	344	32	7	39	1
Feb. 2020	0	8.7	23	370	5	3	33	5

Private Project Tracking – March 2020

Project No.	Name	Description	Budget	Spent	Phase	Status
16-5205 Private	Glen Oak Master Meter	Master Meter to Oregon City	N/A	N/A	Const.	No activity. Developer seeking contractors.
16-5206 Private	Rosewood Terrace	200+ Multi-family housing 6" meter	N/A	N/A	Const.	Punch list underway. Building construction continues.
18-5232 Private	Copper Heights	Residential 30 lot subdivision on difficult site	N/A	N/A	Design	No activity.
19-5252 Private	Heirloom Apartments	8" & 12" main extension for 286 unit apartments	N/A	N/A	Const.	Awaiting construction start.
19-5240 Private	Home2 Suites	12" main extension for 101 unit hotel	N/A	N/A	Design	Awaiting construction start.
19-5254 Private	D St. Improvements	Road Extension with utilities (at Fuller P&R)	N/A	N/A	Design	Design review ongoing.
19-5255 Private	Fuller Station Affordable Housing	100 unit Multi-family housing, 4" meter	N/A	N/A	Design	Utility coordination and design review ongoing.
19-5256 Private	Residence Inn by Marriot	117 unit Hotel at Clackamas Town Center, 4" meter	N/A	N/A	Design	Awaiting construction start.
19-5258 Private	Shellenberg School	8" main extension for fire service plus new 3" meter	N/A	N/A	Design	Awaiting construction start.
19-5259 Private	Washman	8" main extension and new 2" meter	N/A	N/A	Design	Design review ongoing.
20-5261 Private	Glencoe Townhomes	8" main extension and new 2" meter	N/A	N/A	Design	Design review ongoing.
20-5262 Private	Bonaventure Senior Living	6" fire service and 3" meter	N/A	N/A	Design	Design review ongoing.
20-5263 Private	Fora Townhomes	7 domestic services on Lamphier St.	N/A	N/A	Design	Design review ongoing.

Project Management Report		Through January 2020							
Project Description	Project #	BN 2019-2021					Projected Total Expenditures (Life of Project)	Expenditures to Date (a)	Current Phase/Status
		FY 2020	FY 2021	Total BN Budget	Through January 2020	Remaining Budget			
Capital Improvement Projects Fund							(Backbone only)		
ODOT/City/County DTD Adjustments	5249	169,000	117,000	286,000	55,112	214,275		55,112	Tracking and coordinating; ODOT Hwy 224 Overlay -2020, 82nd Ave Overlay-2021
CRC Mobility Improvements (b)	5243				14,306			20,615	Construction ongoing. Working with County and Contractor for required water relocations.
Sunnybrook & 93rd Loop Waterline (b)	5241	-	-	-	2,306			16,190	No Activity
Edgewood Neighborhood Waterline	5239	1,045,000	-	1,045,000	10,539	1,034,461		102,006	Construction ongoing. Main line nearing completion.
Forsythe Road Waterline - Phase 1	5251	572,000		572,000	26,632	545,368		26,632	In Design.
Leland Road Master Meter & Waterline	TBD	-	480,000	480,000	-	480,000		-	No Activity
82nd Drive Waterline - Phase 1	5253	-	814,000	814,000	247	813,753		247	No Activity
Orchid Waterline & Meter	5260	74,000	-	74,000	2,308	71,692		2,308	Contracting for new meter installation. Construction tentative, last week of March.
Mather Reservoir Control Valve	5250	210,000	-	210,000	20,642	189,358		20,642	Design complete. Scheduling construction.
90th Ave Pump Station Valve Replacement	5248	-	150,000	150,000	3,878	146,122		3,878	Out for Bid. Bids opening - 3/17, Contract award - 3/23.
Totals		2,070,000	1,561,000	3,631,000	135,970	3,495,030		247,629	

Project Description	Project #	BN 2019-2021					Projected Total Expenditures (Life of Project)	Expenditures to Date (a)	Current Phase/Status
		FY 2020	FY 2021	Total BN Budget	Through December 2019	Remaining Budget			
Backbone Projects (Various Funds)									
Butterfield Lane Transmission Main	5160	-	-	-	-	-	2,567,000	2,566,689	Complete
Carver-Springwater Transmission Main	5217	-	-	-	-	-	1,875,000	1,871,718	Complete
Highway 224 Intertie	5189	-	-	-	235	-	2,412,000	2,231,132	Complete
152nd Avenue Reservoir (c) SWA estimated final contribution Net estimate	5188	1,410,000	-	1,410,000	1,672,421 1,276,625	(262,421) 133,375	9,400,000	11,085,466 (1,500,000) 9,585,466	Construction- site roadway prep, storm system completion, landscaping, control building electrical, tank draining to prep for disinfection.
Hattan Road Pump Station	5190	1,322,000	-	1,322,000	972,249	349,751	4,402,000	4,394,777	Complete
Hattan Road Transmission Main	5191	382,000	-	382,000	281,579	100,421	3,823,000	4,041,861	Complete
Redland Reservoir #3	5195	-	-	-	314,987	(314,987)	4,128,000	4,099,586	Complete
General Project Administration	5187	25,000	-	25,000	2,172	22,828	250,000	214,651	Ongoing
All Phase 2 Project work Charged to Phase 1							375,000		
Bradley Rd (Butterfield) Pump Station (d)	5213	-	-	-	2,499	(2,499)	N/A	38,260	Strategizing next steps in property negotiation
Grasle Road Transmission Main (d)	5235	-	-	-	85,832	(85,832)	N/A	112,726	Planning
Beaver Lake Pump Station (d)	5236	-	-	-	35,624	(35,624)	N/A	68,988	Submitted land use application to County; finalizing legal descriptions and purchase agreement
Bradley Rd Transmission Main (d)	5237	-	-	-	1,036	(1,036)	N/A	1,036	No work to report
Beavercreek Elevated Reservoir (d)	5238	-	-	-	-	-	N/A	2,699	No work to report
Totals (Backbone Phase 1 only)		3,139,000	-	3,139,000	2,847,612	291,388	29,232,000	29,005,880	

Notes:

(a) "Expenditures to Date" includes all costs through all project phases (planning, design, construction), spanning multiple fiscal periods as applicable.

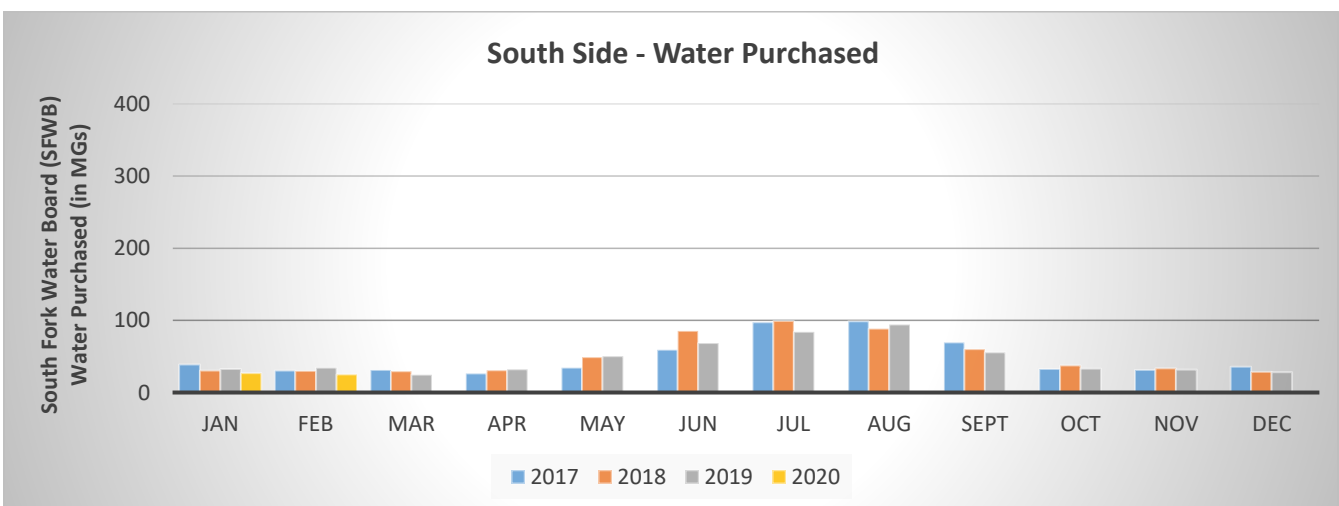
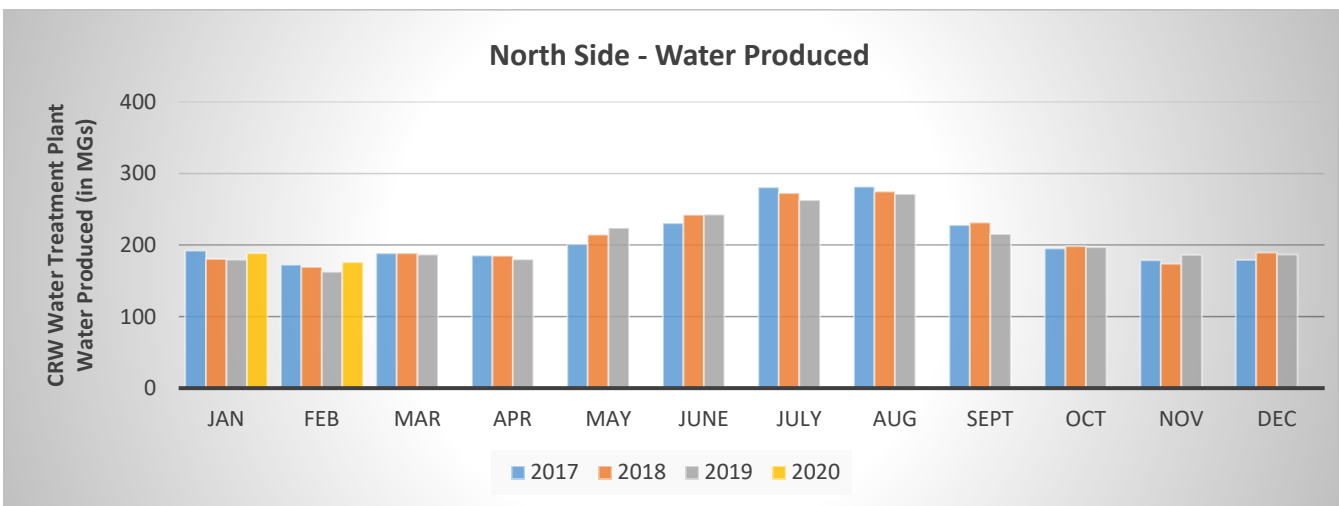
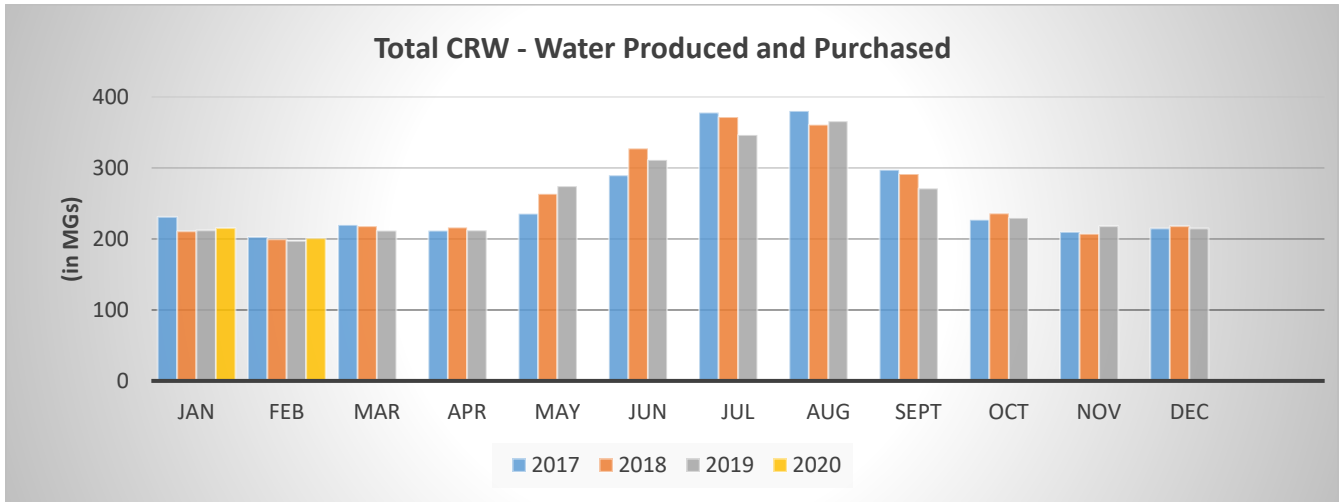
(b) CRC project #5243 and Sunnybrook & 93rd Loop project #5241 are included in ODOT/DTD budget

(c) Costs reported for the 152nd Reservoir project include deductions for contributions from Sunrise Water Authority, received to date. Final payment from SWA will be received when final costs accounting is completed and SWA share has been trued up to actual costs. Currently estimated greater than \$1.5 million.

(d) Backbone Phase 2 project costs were budgeted separately under General Fund- including administrative costs, property-related, pre-engineering, etc.

Water Distribution Charts

(as of February 2020)



Regulatory

All 84 samples collected and analyzed for the February monitoring period showed no presence of coliform/*E. coli* bacteria.

Non-Regulatory

General water quality parameters (pH, temperature, chlorine, TDS) were collected for the distribution system at 17 locations in the North and South systems and at 10 locations in the Sunrise Water Authority system.

Monthly watershed sampling was conducted at 4 long-term sampling locations for total organic carbon, nutrients (nitrate/nitrite, total phosphorus, orthophosphate, etc), and volatile organic carbon compounds (VOCs, 21 regulated for drinking water, 36 unregulated).

Sampling for Other Agencies

All 50 samples collected and analyzed during this period for Sunrise Water Authority showed no presence of coliform/*E. coli* bacteria.

Quarterly Disinfection By-Product sampling was conducted at 4 locations for Sunrise Water Authority.

Winter Conditions Report

Current Oregon statewide snow water equivalent is 94 percent of normal, down from 97 percent two weeks ago.

Current Oregon statewide precipitation at NRCS SNOTEL sites is 83 percent of average, remaining below average for the water year.

Over the next 8 to 14 days, the NOAA Climate Prediction Center is forecasting below normal temperature probability across all but the southeast third of the state where equal chances are forecast. The most recent three-month outlook indicates an increased probability of above normal temperatures across the state. The precipitation outlook for the same period is for below normal probability across most of western Oregon with equal chances of above or below normal probability for the rest of the state

