



**Clackamas River Water**

# **Monthly Update**

***April 2020***



- Monthly Update ..... 3
  - Contracts Log..... 3
  - Summary of Legal..... 3
  - Public Records Request Received..... 3
  - Financial Reports ..... 4
  - Statistics ..... 4
  - Activity Reports ..... 6
- System Operations & Engineering..... 7
  - Operation Statistics ..... 7
  - Project Updates..... 8 -10
- Water Resources & Water Quality ..... 11
  - Water Distribution Charts ..... 11
  - Sampling Reports ..... 12
    - Regulatory ..... 12
    - Non-Regulatory ..... 12
    - Sampling for Other Agencies..... 12
- Winter Conditions Report ..... 13

Contracts Log

(Executed since last board meeting March 12, 2020)

Company	Product / Service	Rates	Eff. Date	Exp. Date	New/Amended/Extended
Duke Construction	School Meter Replacement work	\$20,595.86	3/18/20	3/31/20	New (utilizing the sub-contractor for the school project)-This contract expiration is being extended due to COVID-19
Kone Inc	Lift & Elevator Maintenance	\$176.8/month through 3/31/22 & \$183.87 through 11/30/24	4/1/20	11/30/24	New (participating in the US Communities Cooperative Contract)
Wright Business Graphics	Utility Billing printers	NTE \$60,000	4/1/20	3/31/21	Extended (approved by Board in July on recurring contract log)
West Yost Associates	AWIA Project	NTE \$118,000	3/12/20	6/30/21	New- Approved by the Board 3/12/20

Summary of Legal

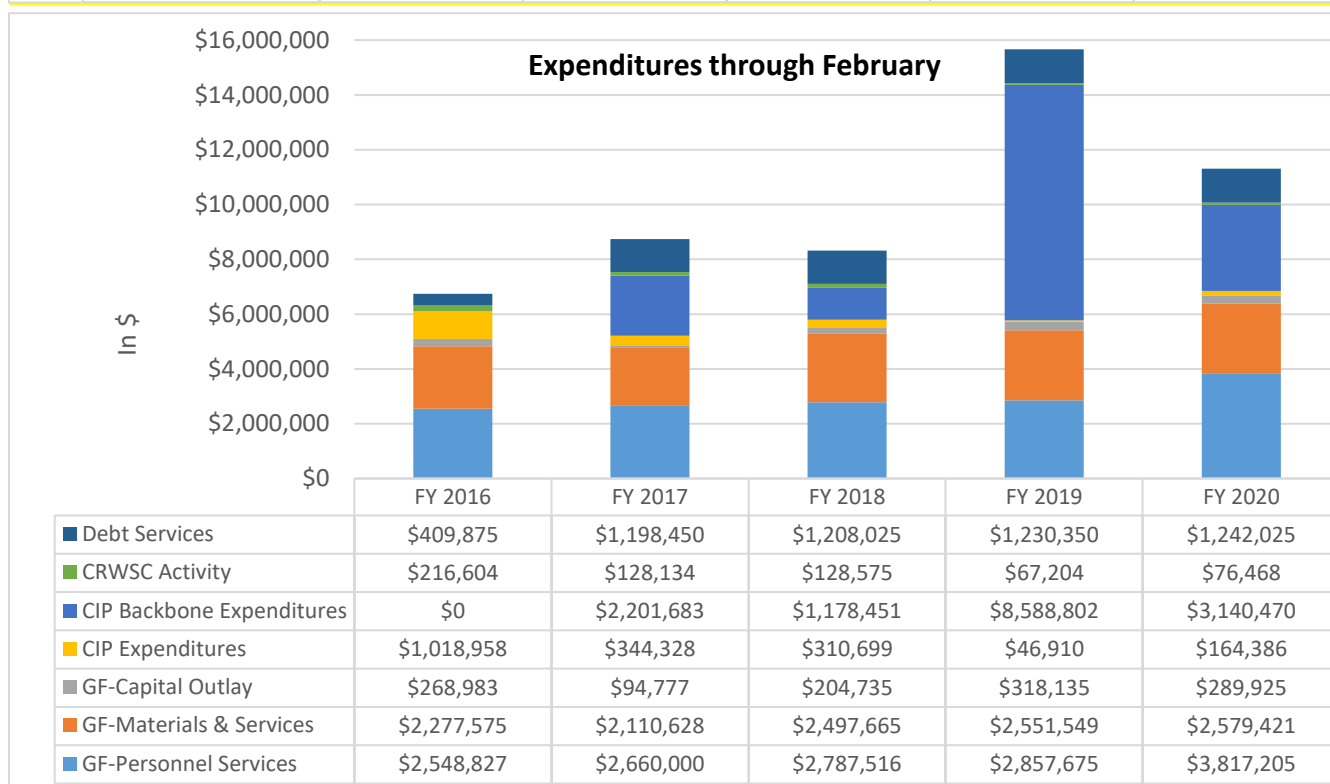
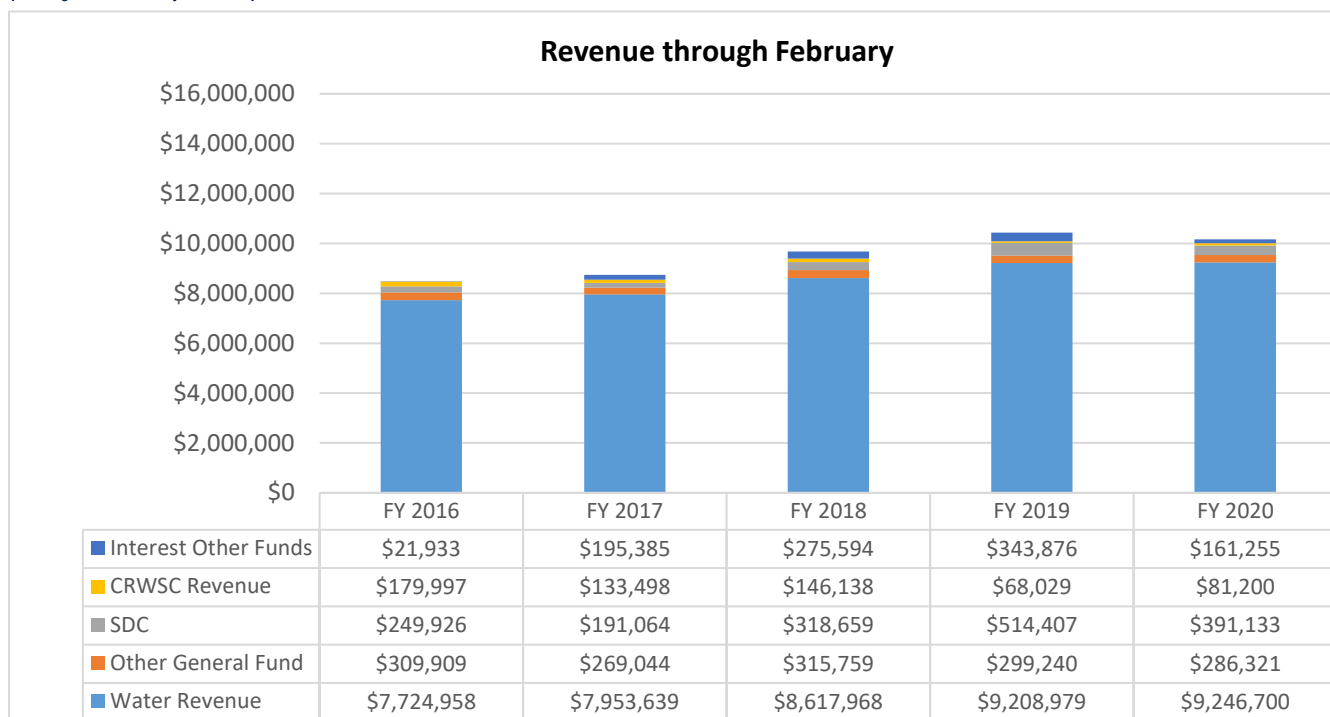
	March 2020
Harrang Long Gary Rudnick monthly retainer	\$ 4,240.00
Harrang Long Gary Rudnick work outside of retainer	\$
Sub-contracted legal services	\$ _____
<b>Total Legal</b>	<b>\$ 4,240.00</b>

Public Records Request Received

March 2020

Number of Requests received and processed	1
---	---

Financial Reports  
(as of February 2020)

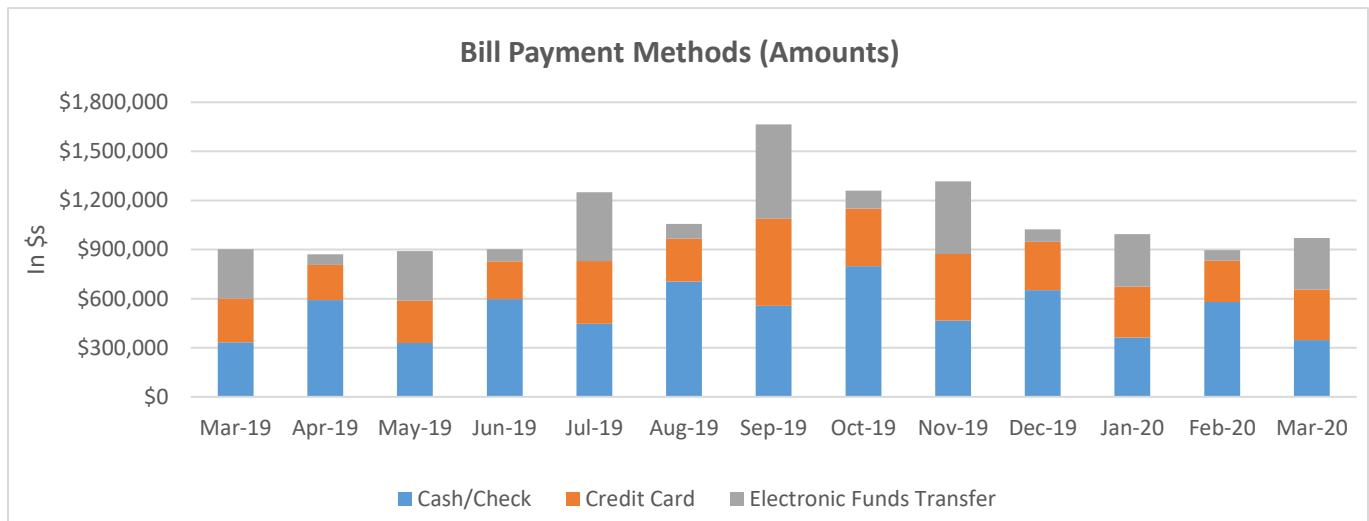
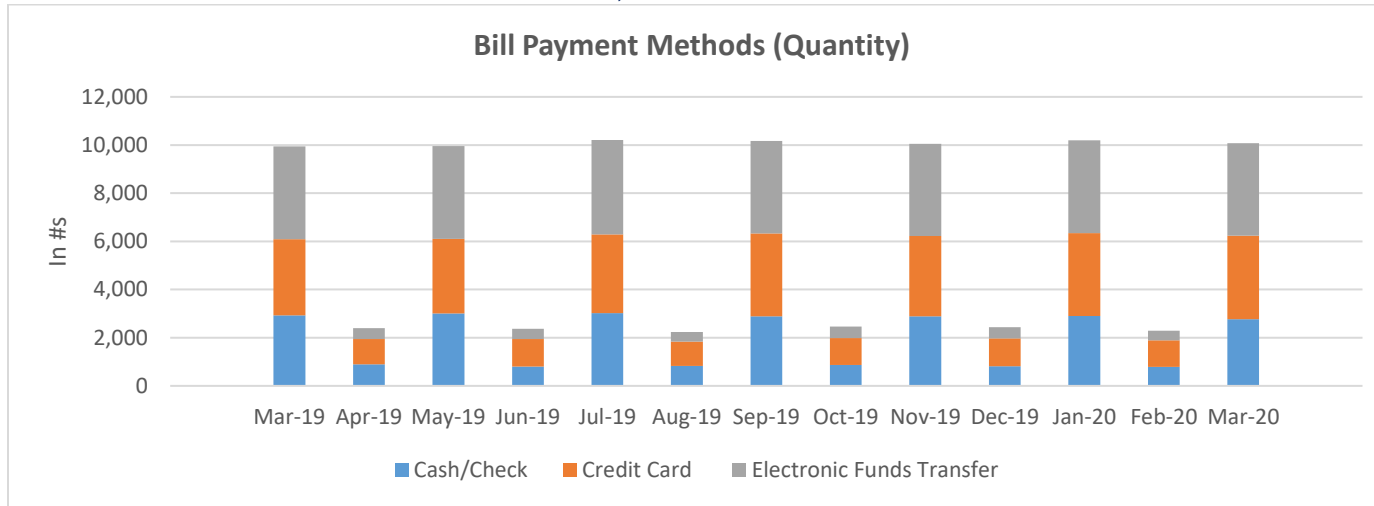


**Revenue:** Demand was decreased by 5.45% through February 2020 from the prior year. This could have been the result of the decrease in average temperatures this past summer that continued into the fall and we are seeing the consumption variance growing smaller through the winter months.

**Expenses -** Personnel Services expense is significantly higher than prior years due to the payment of budgeted PERS Transitional Liability. Exclusive of the PERS Transitional Liability payment, personnel services are 27.74% of the biennial budget. Materials & Services are at 29.14% of the biennial budget in alignment with 33.33% of the two-year budget cycle through February.

(as of March 2020)

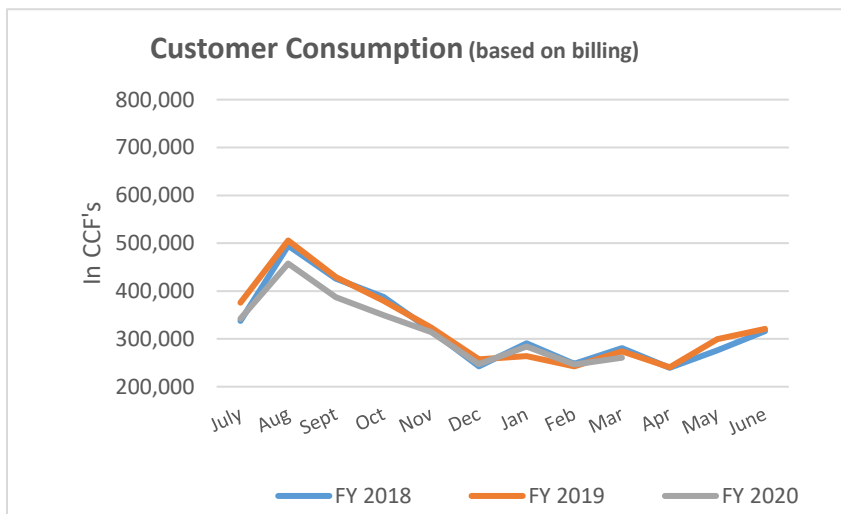
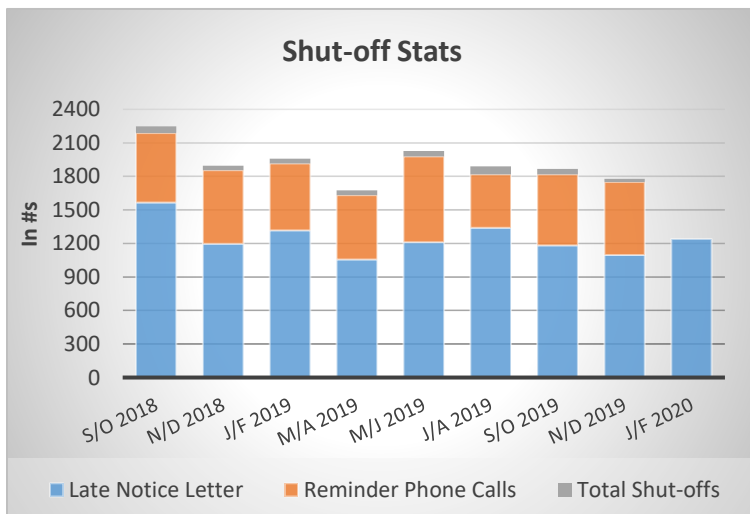
Residential Customers are billed on the even months, Commercial Customers are billed on the odd months.



Cash/Check – Received via Lockbox, Counter

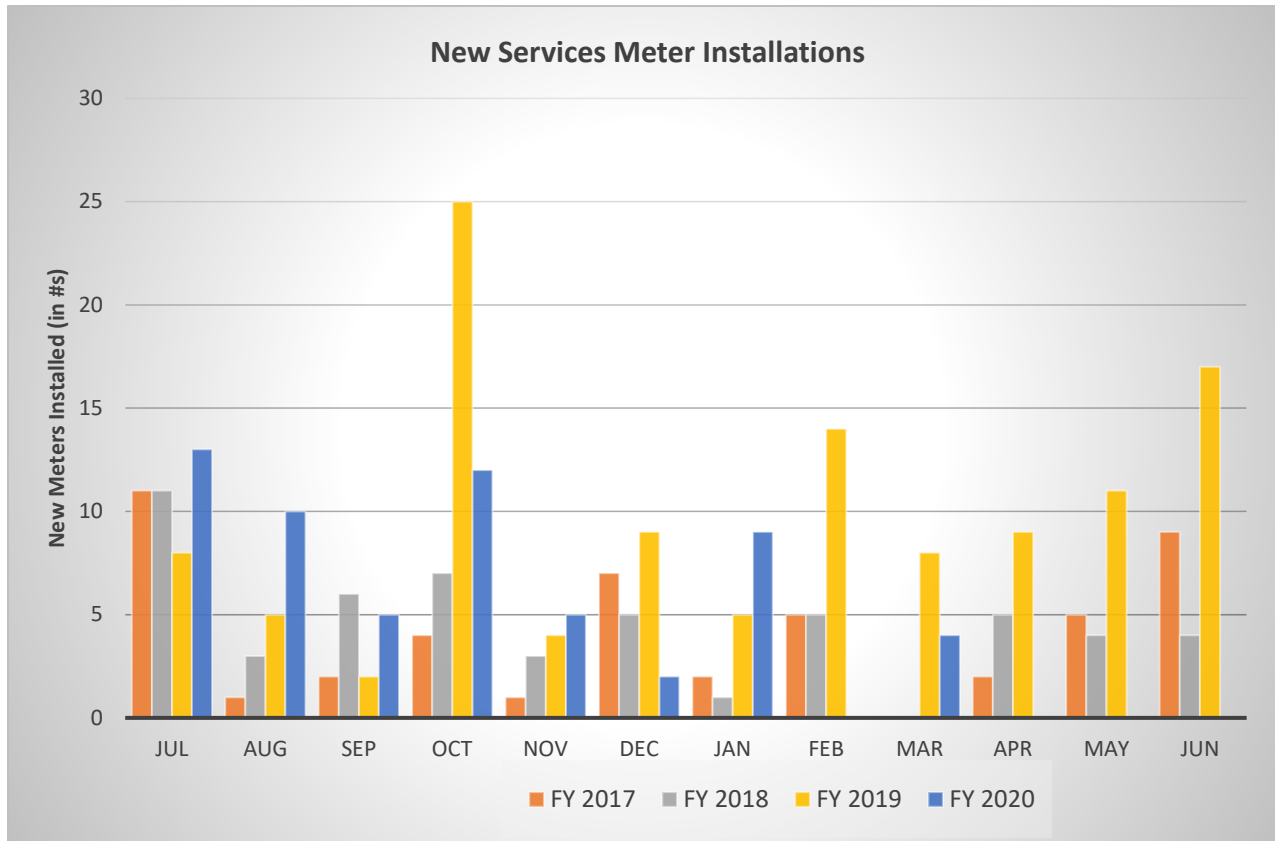
Credit Card – Received via CRW Initiated Automatic Payment, Walk-ins/Phone Calls, and Website

Electronic Funds Transfer – Received via Bank to Bank Transfer, Automatic Checking Withdrawal (RapidPay)

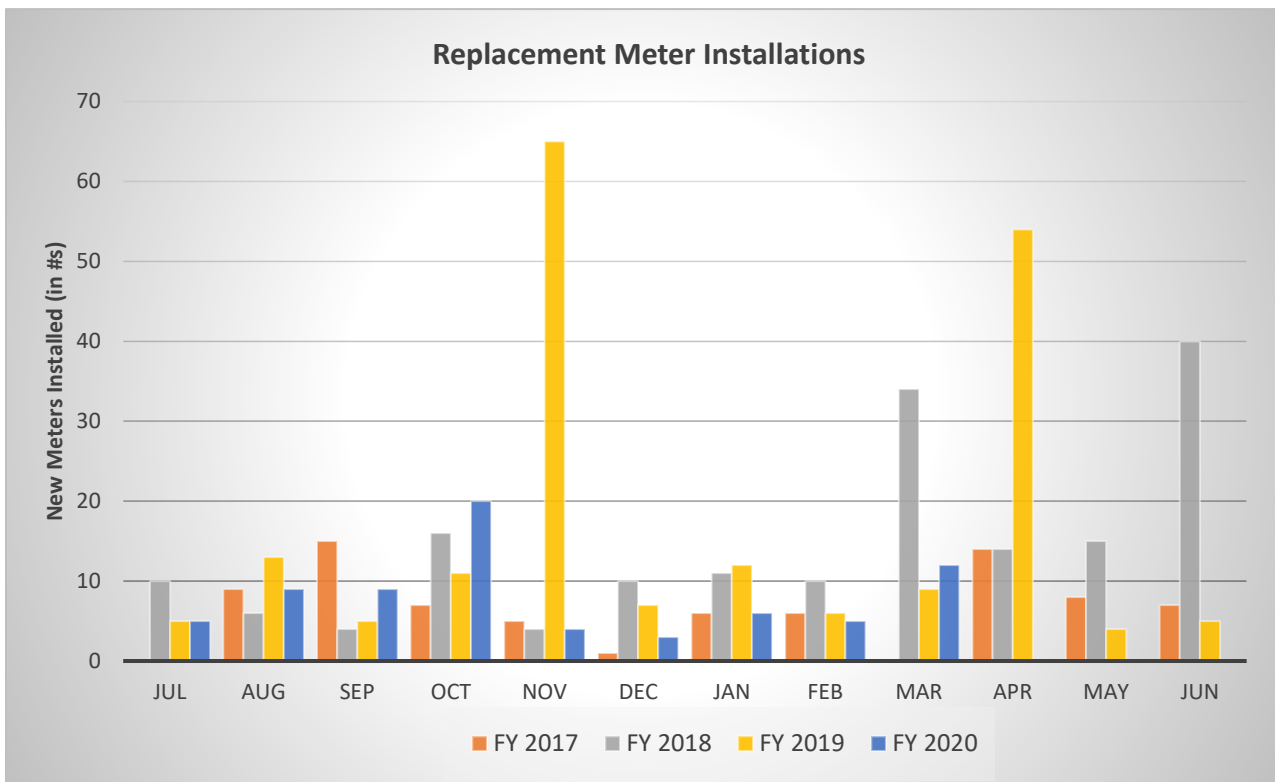


\*Reminder Phone Calls are made during the even months.

Shut-offs occur the following month. \*\*Jan/Feb late notice number is an estimate



No New Services for Mar. FY17 & FY18 & Feb. FY20



No Replacements for Jul., Mar. FY17

## Operation Statistics

---

	Leak Repairs Made (all pipe sizes)	Leak Detection Completed (miles)	Hydrant Maintenance	Locate Requests	Valve Maintenance & Mapping	After-hours Call-outs	Meter Maintenance Tasks	Cross Connection Inspections
Mar. 2019	1	0	76	520	0	5	104	0
April 2019	1	0	110	592	0	2	70	0
May 2019	1	0	268	608	28	8	54	0
June 2019	3	0	63	501	4	7	22	10
July 2019	1	0	133	551	6	5	254	1
Aug. 2019	1	15.7	213	485	5	15	105	11
Sep. 2019	1	0	205	493	1	15	68	0
Oct. 2019	4	.2	226	501	8	5	71	0
Nov. 2019	1	.2	65	352	0	4	27	0
Dec. 2019	1	.1	78	337	19	8	50	0
Jan. 2020	0	.1	153	344	32	7	39	1
Feb. 2020	0	8.7	23	370	5	3	33	5
Mar. 2020	2	.3	139	438	147	7	31	3

## Private Project Tracking – March 2020

Project No.	Name	Description	Budget	Spent	Phase	Status
<b>16-5205 Private</b>	Glen Oak Master Meter	Master Meter to Oregon City	N/A	N/A	Const.	No activity.
<b>16-5206 Private</b>	Rosewood Terrace	200+ Multi-family housing 6" meter	N/A	N/A	Const.	Punch list underway. Building construction continues.
<b>18-5232 Private</b>	Copper Heights	Residential 30 lot subdivision on difficult site	N/A	N/A	Design	No activity.
<b>19-5252 Private</b>	Heirloom Apartments	8" & 12" main extension for 286 unit apartments	N/A	N/A	Const.	Awaiting construction start.
<b>19-5240 Private</b>	Home2 Suites	12" main extension for 101 unit hotel	N/A	N/A	Const.	Construction starts 4/13
<b>19-5254 Private</b>	D St. Improvements	Road Extension with utilities (at Fuller P&R)	N/A	N/A	Design	No activity.
<b>19-5255 Private</b>	Fuller Station Affordable Housing	100 unit Multi-family housing, 4" meter	N/A	N/A	Design	No activity
<b>19-5256 Private</b>	Residence Inn by Marriot	117 unit Hotel at Clackamas Town Center, 4" meter	N/A	N/A	Const.	Construction starts 4/13
<b>19-5258 Private</b>	Shellenberg School	8" main extension for fire service plus new 3" meter	N/A	N/A	Const.	Construction began 3/30
<b>19-5259 Private</b>	Washman	8" main extension and new 2" meter	N/A	N/A	Design	No activity
<b>20-5261 Private</b>	Glencoe Townhomes	8" main extension and new 2" meter	N/A	N/A	Design	Design review ongoing.
<b>20-5262 Private</b>	Bonaventure Senior Living	6" fire service and 3" meter	N/A	N/A	Design	Design review ongoing.
<b>20-5263 Private</b>	Fora Townhomes	7 domestic services on Lamphier St.	N/A	N/A	Design	Design review ongoing.



<b>Project Management Report</b>									
Project Description	Project #	BN 2019-2021					Projected Total Expenditures (Life of Project)	Expenditures to Date (a)	Current Phase/Status
		FY 2020	FY 2021	Total BN Budget	Through February 2020	Remaining Budget			
<b>Capital Improvement Projects Fund</b>									
							(Backbone only)		
ODOT/City/County DTD Adjustments	5249	169,000	117,000	286,000	55,899	206,342		55,899	Tracking and coordinating; ODOT Hwy 224 Overlay -2020, 82nd Ave Overlay-2021
CRC Mobility Improvements (b)	5243				21,453			27,762	Construction ongoing. Working with County and Contractor for required water relocations.
Sunnybrook & 93rd Loop Waterline (b)	5241	-	-	-	2,306			17,000	Tentatively scheduled to begin this waterline April 13
Edgewood Neighborhood Waterline	5239	1,045,000	-	1,045,000	24,971	1,020,029		116,438	Main line is installed. Contractor is pressure testing.
Forsythe Road Waterline - Phase 1	5251	572,000		572,000	28,742	543,258		28,742	In Design.
Leland Road Master Meter & Waterline	TBD	-	480,000	480,000	-	480,000		-	No Activity
82nd Drive Waterline - Phase 1	5253	-	814,000	814,000	247	813,753		247	No Activity
Orchid Waterline & Meter	5260	74,000	-	74,000	3,132	70,868		3,132	Work began March 31. Completion approximately April 17.
Mather Reservoir Control Valve	5250	210,000	-	210,000	21,643	188,357		21,643	Materials on order, pending delivery in May
90th Ave Pump Station Valve Replacement	5248	-	150,000	150,000	6,515	143,485		6,515	Contract awarded March 23. Preparing contracts for execution. No schedule submitted.
Totals		2,070,000	1,561,000	3,631,000	164,907	3,466,093		277,377	

Project Description	Project #	BN 2019-2021					Projected Total Expenditures (Life of Project)	Expenditures to Date (a)	Current Phase/Status
		FY 2020	FY 2021	Total BN Budget	Through February 2020	Remaining Budget			
<b>Backbone Projects (Various Funds)</b>									
Butterfield Lane Transmission Main	5160	-	-	-	-	-	2,567,000	2,566,689	Complete
Carver-Springwater Transmission Main	5217	-	-	-	-	-	1,871,718	1,871,718	Complete
Highway 224 Intertie	5189	-	-	-	235	-	2,412,000	2,231,132	Complete
152nd Avenue Reservoir (c) SWA estimated final contribution Net estimate	5188	1,410,000	-	1,410,000	1,680,829 1,276,625	(270,829) 133,375	9,400,000	11,093,874 <u>(1,500,000)</u> 9,593,874	Reservoir online as of March 20th; Telemetry building control work, site landscaping and storm work continuing; site paving scheduled for early-mid April
Hattan Road Pump Station	5190	1,322,000	-	1,322,000	846,632	349,751	4,402,000	4,269,160	Complete; note project expenditure to date balance includes deduction for PGE-DSG cost share as received in early 2020
Hattan Road Transmission Main	5191	382,000	-	382,000	290,878	100,421	3,823,000	4,051,160	Complete
Redland Reservoir #3	5195	-	-	-	327,540	(314,987)	4,128,000	4,112,139	Complete
General Project Administration	5187	25,000	-	25,000	2,172	22,828	250,000	214,651	Ongoing
All Phase 2 Project work Charged to Phase 1							375,000		
Bradley Rd (Butterfield) Pump Station (d)	5213	-	-	-	2,499	(2,499)	N/A	38,260	No work to report
Grasle Road Transmission Main (d)	5235	-	-	-	85,832	(85,832)	N/A	112,726	No work to report
Beaver Lake Pump Station (d)	5236	-	-	-	47,367	(35,624)	N/A	80,721	County reviewing partition application; finalizing property purchase documents
Bradley Rd Transmission Main (d)	5237	-	-	-	1,036	(1,036)	N/A	1,036	No work to report
Beavercreek Elevated Reservoir (d)	5238	-	-	-	-	-	N/A	2,699	No work to report
Totals (Backbone Phase 1 only)		3,139,000	-	3,139,000	2,743,848	395,152	29,232,000	28,910,523	

**Notes:**

(a) "Expenditures to Date" includes all costs through all project phases (planning, design, construction), spanning multiple fiscal periods as applicable.

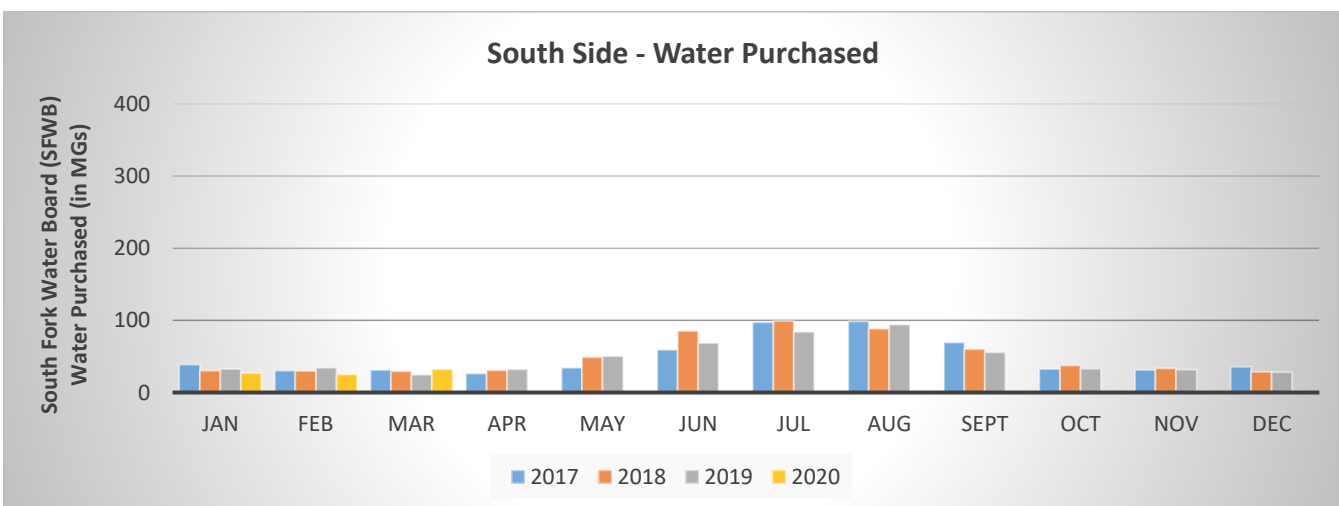
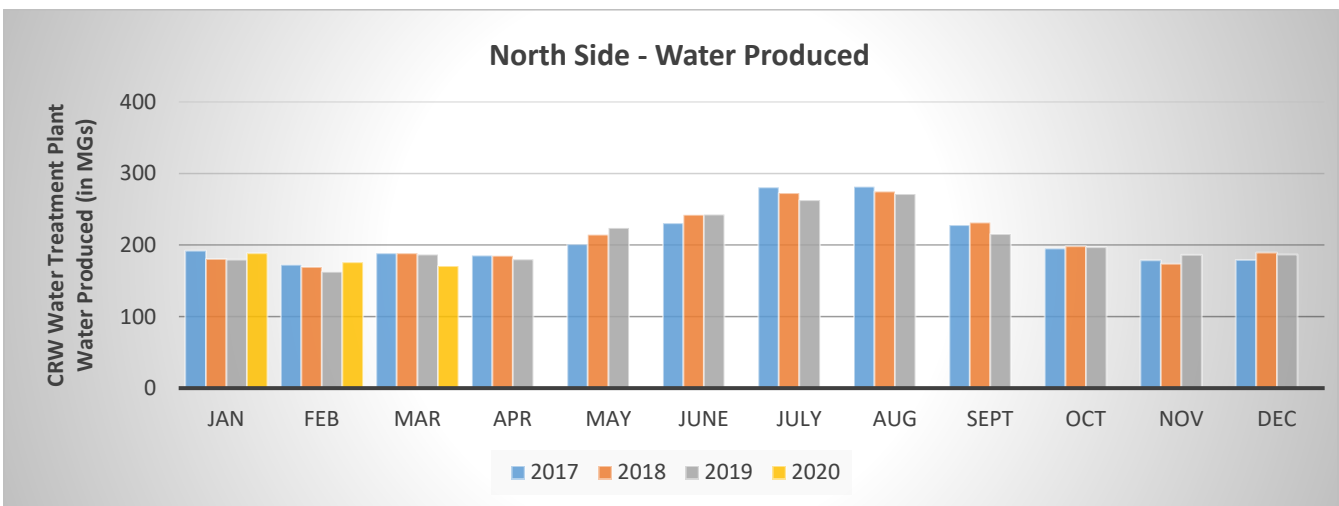
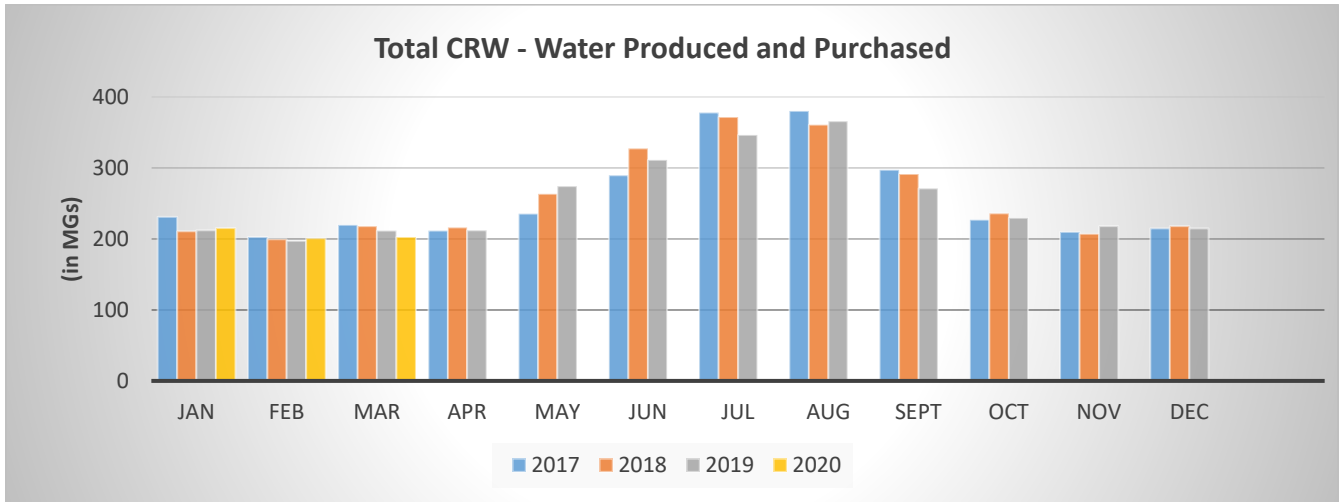
(b) CRC project #5243 and Sunnybrook & 93rd Loop project #5241 are included in ODOT/DTD budget

(c) Costs reported for the 152nd Reservoir project include deductions for contributions from Sunrise Water Authority, received to date. Final payment from SWA will be received when final costs accounting is completed and SWA share has been trued up to actual costs. Currently estimated greater than \$1.5 million.

(d) Backbone Phase 2 project costs were budgeted separately under General Fund- including administrative costs, property-related, pre-engineering, etc.

## Water Distribution Charts

(as of March 2020)



### **Regulatory**

All 84 samples collected and analyzed for the February monitoring period showed no presence of coliform/*E. coli* bacteria.

### **Non-Regulatory**

General water quality parameters (pH, temperature, chlorine, TDS) were collected for the distribution system at 17 locations in the North and South systems and at 10 locations in the Sunrise Water Authority system.

Monthly watershed sampling was conducted at 4 long-term sampling locations for total organic carbon, nutrients (nitrate/nitrite, total phosphorus, orthophosphate, etc), and volatile organic carbon compounds (VOCs, 21 regulated for drinking water, 36 unregulated).

### **Sampling for Other Agencies**

All 50 samples collected and analyzed during this period for Sunrise Water Authority showed no presence of coliform/*E. coli* bacteria.

Quarterly Disinfection By-Product sampling was conducted at 4 locations for Sunrise Water Authority.

Winter Conditions Report

Current Oregon statewide snow water equivalent is 94 percent of normal, down from 97 percent two weeks ago.

Current Oregon statewide precipitation at NRCS SNOTEL sites is 83 percent of average, remaining below average for the water year.

Over the next 8 to 14 days, the NOAA Climate Prediction Center is forecasting below normal temperature probability across all but the southeast third of the state where equal chances are forecast. The most recent three-month outlook indicates an increased probability of above normal temperatures across the state. The precipitation outlook for the same period is for below normal probability across most of western Oregon with equal chances of above or below normal probability for the rest of the state

