



Clackamas River Water

Monthly Update

May 2020



- Monthly Update 3
 - Contracts Log..... 3
 - Summary of Legal 3
 - Public Records Request Received 3
 - Financial Reports 4
 - Statistics 4
 - Activity Reports 6
- System Operations & Engineering 7
 - Operation Statistics 7
 - Project Updates..... 8 -10
- Water Resources & Water Quality 11
 - Water Distribution Charts 11
 - Sampling Reports 12
 - Regulatory 12
 - Non-Regulatory 12
 - Sampling for Other Agencies..... 12
- Winter Conditions Report 13

Contracts Log

(Executed since last board meeting April 15, 2020)

Company	Product / Service	Rates	Eff. Date	Exp. Date	New/Amended/ Extended
Alexin Laboratory	Water quality testing	NTE \$50,000	5/1/20	4/30/21	Extended (Approved by Board on recurring contracts list in July)
Boede Construction, Inc	90 th Street Pump Station Valve Replacement	NTE \$103,394	4/30/20	7/31/20	Approved by the Board 3/23/20
C & R Reforestation	Emergent Spraying and Brush clearing	NTE \$20,000	5/21/15	11/15/20	In participation with the Port of Portland contract
Cascade Building Services	Janitorial Cleaning and Supplies	NTE \$76,500	4/1/120	3/31/21	Approved by Board 4/15/20
Duke Construction	Meter Replacement	NTE \$20,985.96	3/18/20	5/29/20	Time Extension
Emery & Sons Construction	On-call Construction	NTE \$50,000	4/27/17	4/30/21	Extended (Approved by Board on recurring contracts list in July)
GT Excavating	On-call Construction	NTE \$50,000	4/27/20	4/30/21	Extended (Approved by Board on recurring contracts list in July)
MEI Construction	On-call Construction	NTE \$50,000	4/27/20	4/30/21	Extended (Approved by Board on recurring contracts list in July)
Murraysmith	Construction phase for 152 nd Ave. Res.	NTE \$959,162	2/15/18	6/30/20	Time Extension
Paul Roeger	Work on property withdrawal	NTE \$20,000	4/21/20	6/30/21	New
S2 Contractors	Paving	NTE \$50,000	4/1/20	6/14/20	In participation with City of Lake Oswego contract
SLR International	Permit work with DEQ	NTE \$10,000	9/9/19	6/30/21	Extended

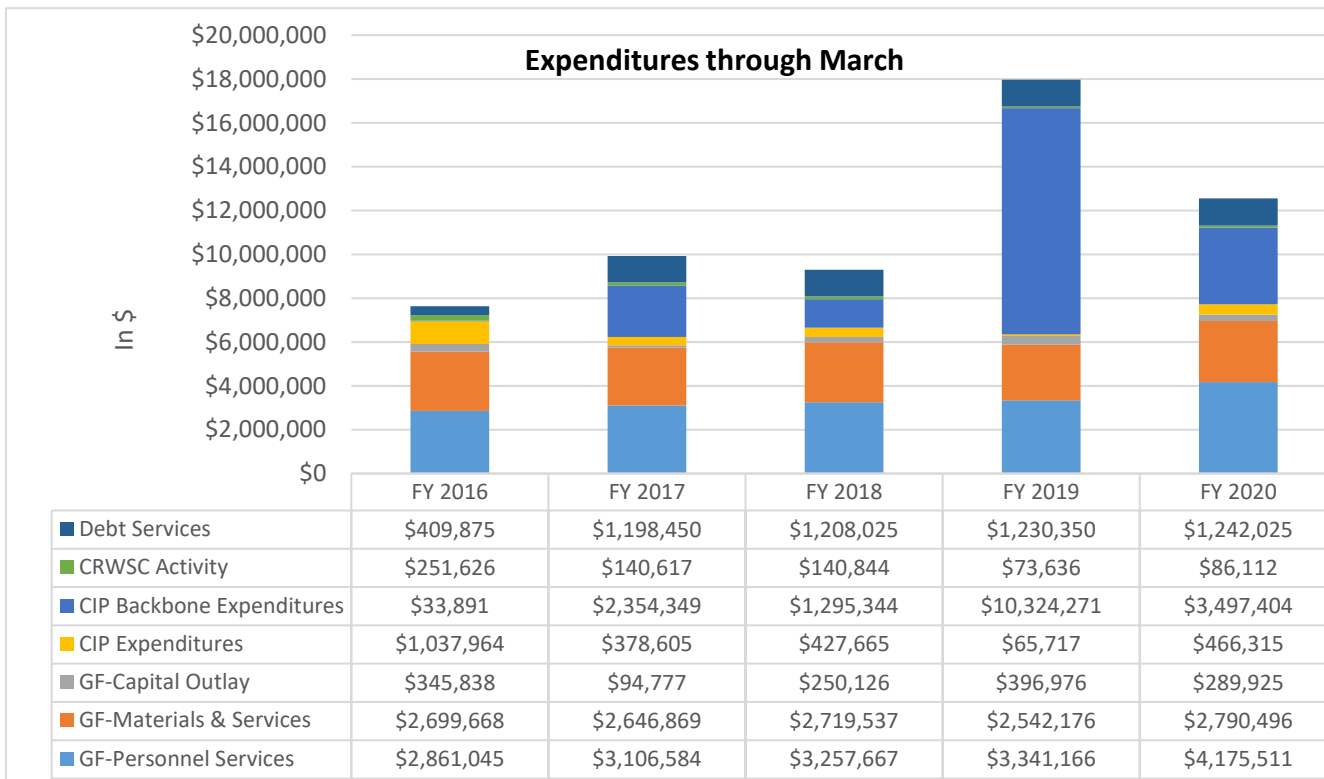
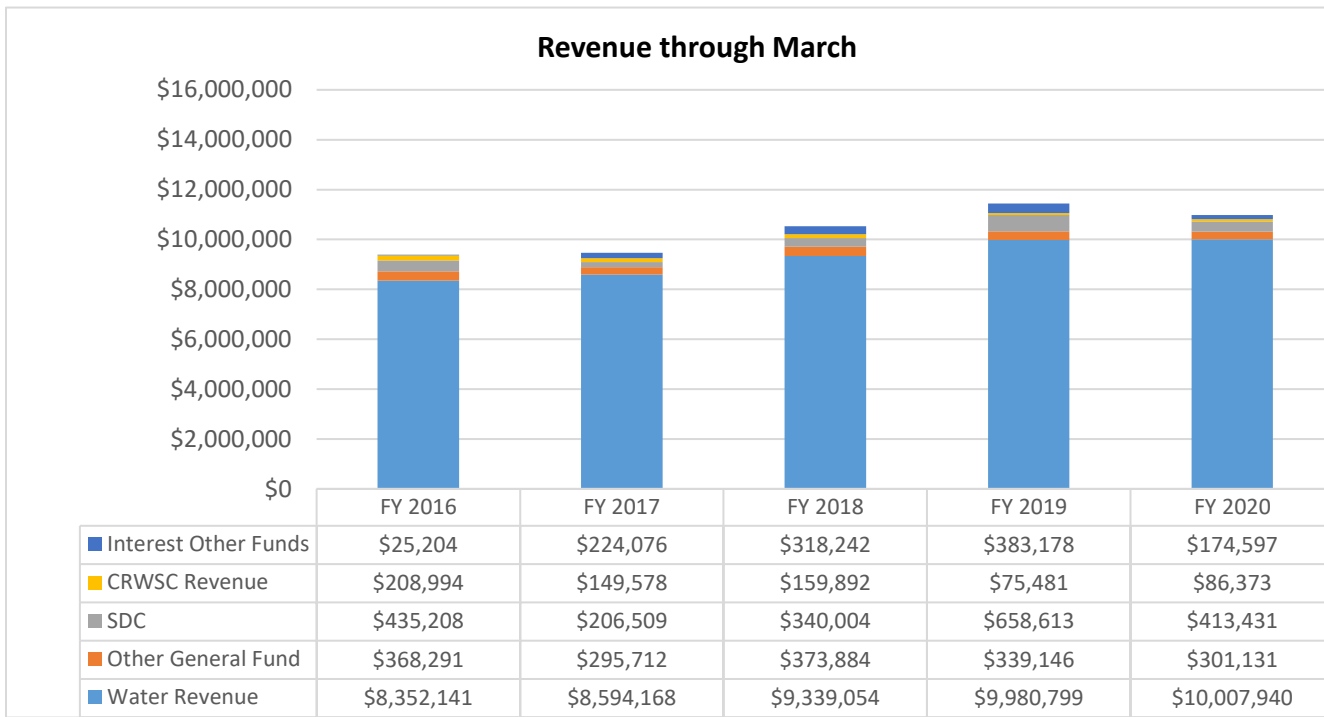
Summary of Legal

	April 2020
Harrang Long Gary Rudnick monthly retainer	\$ 4,240.00
Harrang Long Gary Rudnick work outside of retainer	\$ 1,722.80
Sub-contracted legal services	\$ _____
Total Legal	\$ 5,962.80

Public Records Request Received

Number of Records Requests Received in April 2020 **0**

Financial Reports

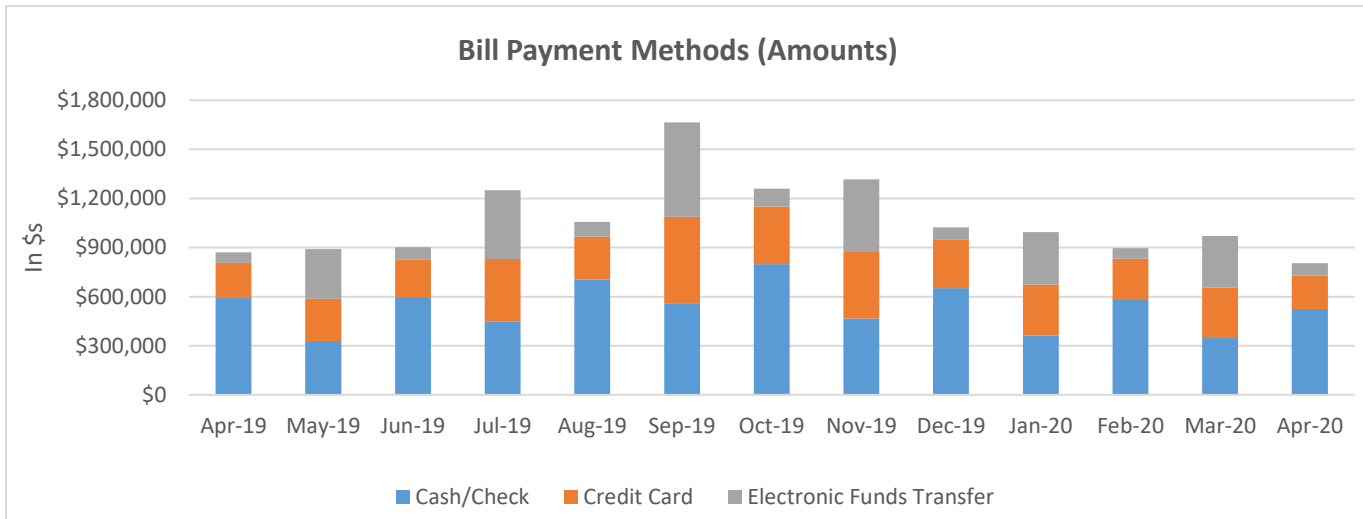
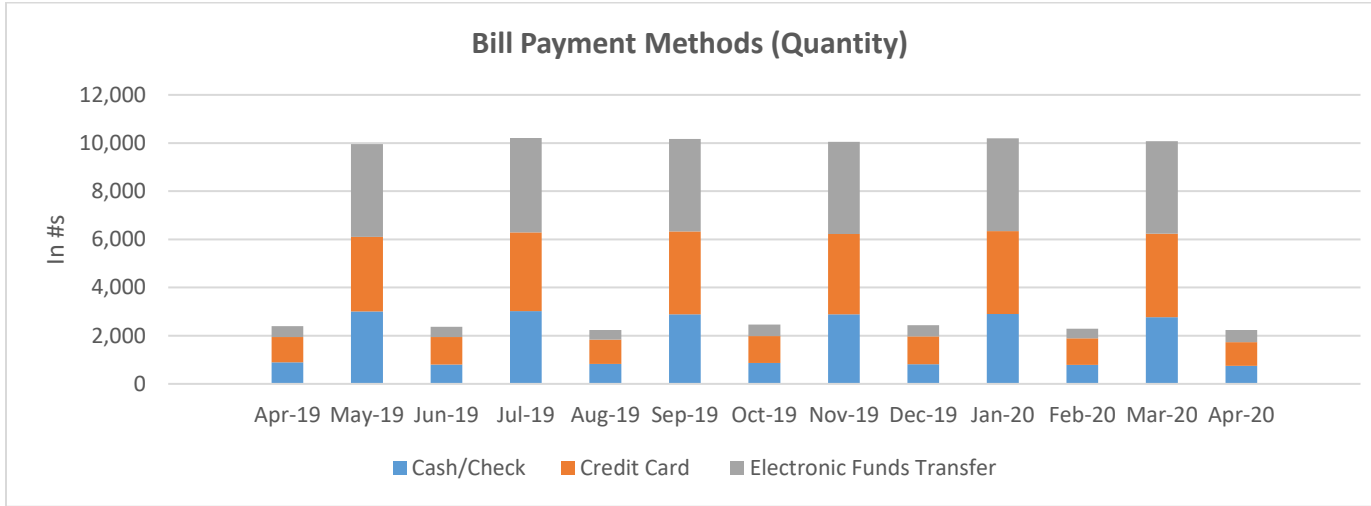


Revenue: Demand compared with FY 2019 was down by 5.33%. Revenue dollars are approximately 1% higher than this time last year due to the May 2019 rate increase. The reduced consumption could have been the result of the decrease in average temperatures this past summer that continued into the fall. We will be monitoring the effect that the Stay Home/Save Lives order has on consumption. We may see higher usage on residential and lower usage on the commercial side. This will become more evident after the April and May billing cycles.

Expenses – Personnel Services expense dollars are significantly higher than prior years due to the payment of budgeted PERS Transitional Liability. Exclusive of the PERS Transitional Liability payment, personnel services are 36.25% of the biennial budget without the budgeted PERS payment. Materials & Services are at 31.8% of the biennial budget under the 37.5% of the two-year budget cycle or \$529,000 under budget

(as of April 2020)

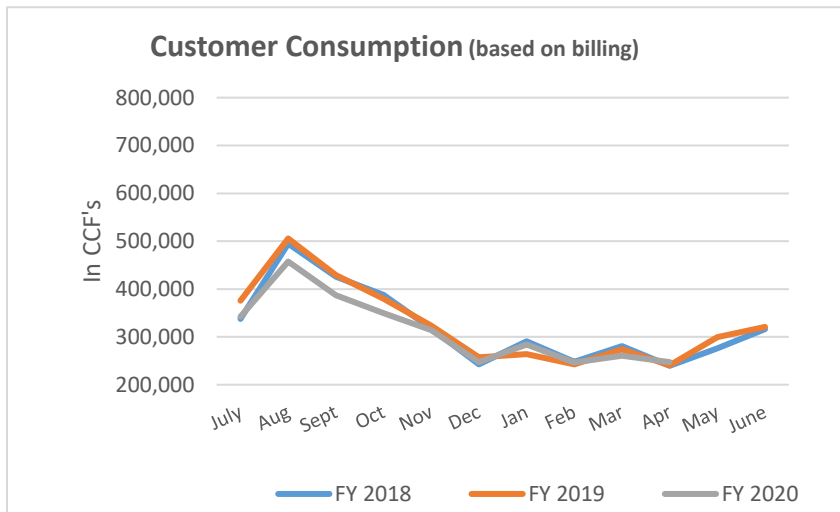
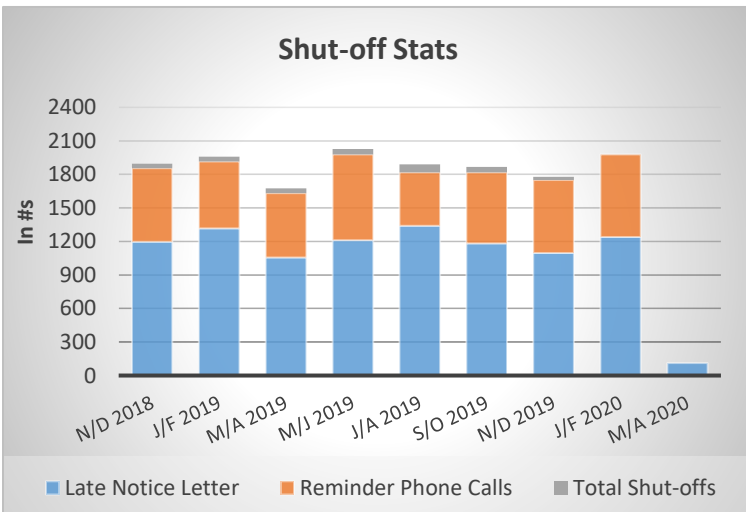
Residential Customers are billed on the even months, Commercial Customers are billed on the odd months.



Cash/Check – Received via Lockbox, Counter

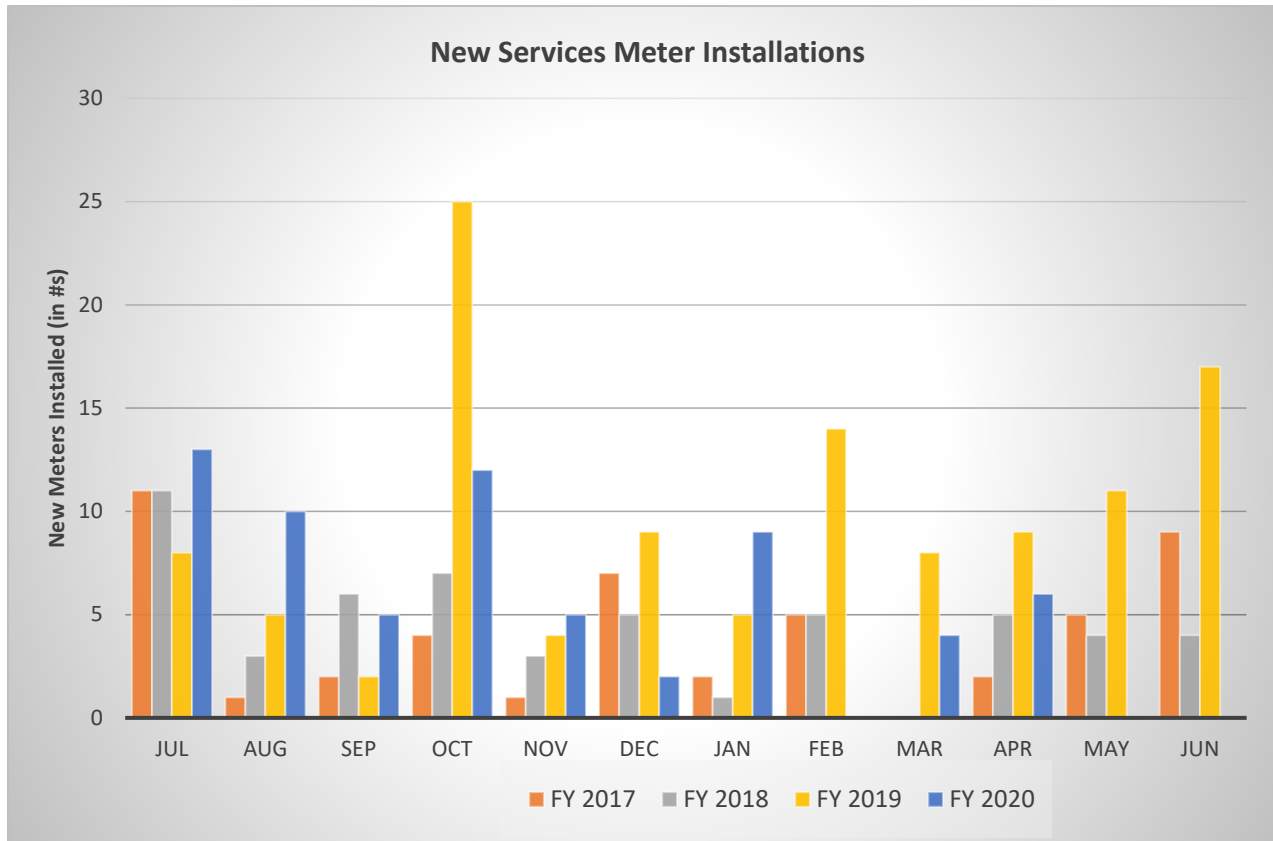
Credit Card – Received via CRW Initiated Automatic Payment, Walk-ins/Phone Calls, and Website

Electronic Funds Transfer – Received via Bank to Bank Transfer, Automatic Checking Withdrawal (RapidPay)

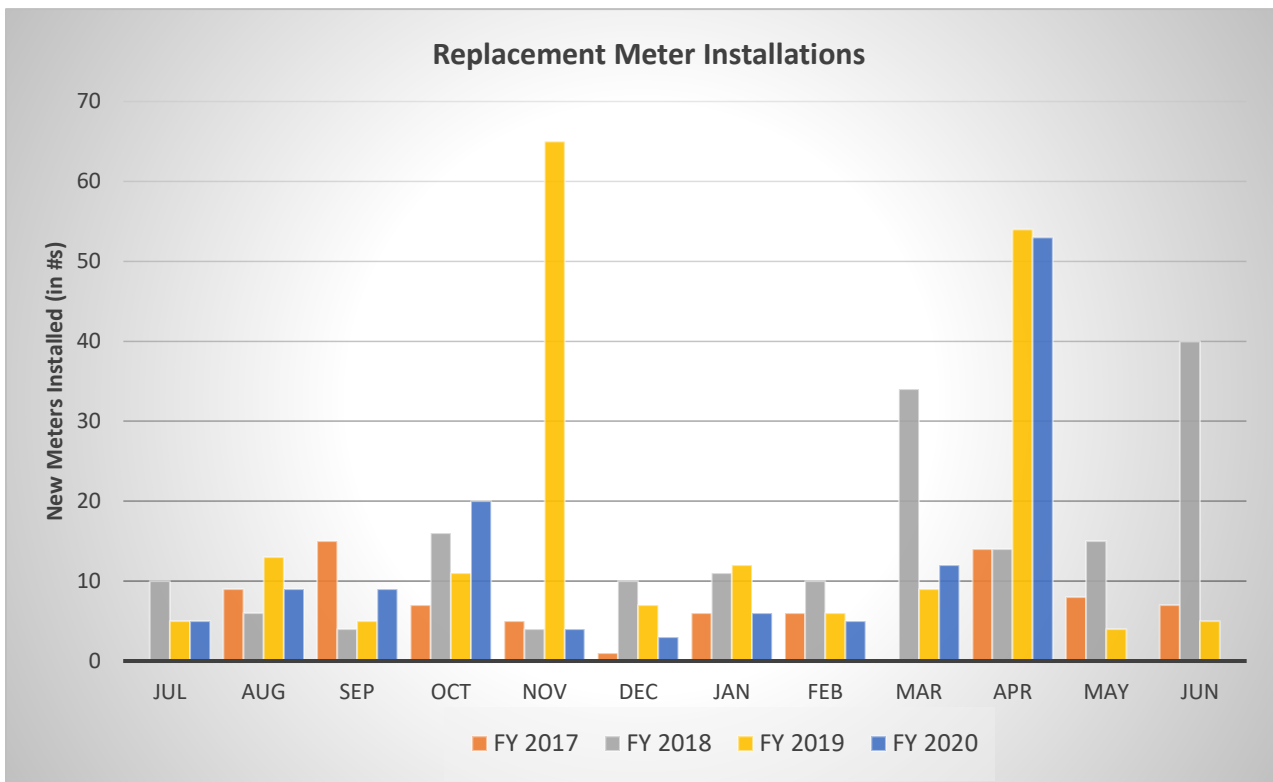


*Reminder Phone Calls are made during the even months.

Shut-offs occur the following month. **Jan/Feb late notice number is an estimate



No New Services for Mar. FY17 & FY18 & Feb. FY20



No Replacements for Jul., Mar.FY17

System Operations & Engineering

Operation Statistics

	Leak Repairs Made (all pipe sizes)	Leak Detection Completed (miles)	Hydrant Maintenance	Locate Requests	Valve Maintenance & Mapping	After-hours Call-outs	Meter Maintenance Tasks	Cross Connection Inspections
April 2019	1	0	110	592	0	2	70	0
May 2019	1	0	268	608	28	8	54	0
June 2019	3	0	63	501	4	7	22	10
July 2019	1	0	133	551	6	5	254	1
Aug. 2019	1	15.7	213	485	5	15	105	11
Sep. 2019	1	0	205	493	1	15	68	0
Oct. 2019	4	.2	226	501	8	5	71	0
Nov. 2019	1	.2	65	352	0	4	27	0
Dec. 2019	1	.1	78	337	19	8	50	0
Jan. 2020	0	.1	153	344	32	7	39	1
Feb. 2020	0	8.7	23	370	5	3	33	5
Mar. 2020	2	.3	139	438	147	7	31	3
April 2020	0	1.7	253	567	591	6	9	0

Private Project Tracking – April 2020

Project No.	Name	Description	Budget	Spent	Phase	Status
16-5205 Private	Glen Oak Master Meter	Master Meter to Oregon City	N/A	N/A	Const.	No activity.
16-5206 Private	Rosewood Terrace	200+ Multi-family housing 6" meter	N/A	N/A	Const.	Punch list underway. Building construction continues.
18-5232 Private	Copper Heights	Residential 30 lot subdivision on difficult site	N/A	N/A	Design	No activity.
19-5252 Private	Heirloom Apartments	8" & 12" main extension for 286 unit apartments, (4) 3" meters, (7) 2" meters	N/A	N/A	Const.	Construction underway
19-5240 Private	Home2 Suites	12" main extension for 101 unit hotel	N/A	N/A	Const.	Construction underway
19-5254 Private	D St. Improvements	Road Extension with utilities (at Fuller P&R)	N/A	N/A	Design	Plan Review
19-5255 Private	Fuller Station Affordable Housing	100 unit Multi-family housing, 4" meter	N/A	N/A	Design	Plan Review
19-5256 Private	Residence Inn by Marriot	117 unit Hotel at Clackamas Town Center, 4" meter	N/A	N/A	Const.	Construction underway
19-5258 Private	Shellenberg School	8" main extension for fire service plus new 3" meter	N/A	N/A	Const.	Construction underway
19-5259 Private	Washman	8" main and 2" meter	N/A	N/A	Design	No activity
20-5261 Private	Glencoe Townhomes	8" main and 2" meter	N/A	N/A	Design	No activity
20-5262 Private	Bonaventure Senior Living	6" fire service and 3" meter	N/A	N/A	Design	Design review ongoing.
20-5263 Private	Fora Townhomes	7 domestic services on Lamphier St.	N/A	N/A	Design	Design review ongoing.

Project Management Report									
Project Description	Project #	BN 2019-2021					Projected Total Expenditures (Life of Project)	Expenditures to Date (a)	Current Phase/Status
		FY 2020	FY 2021	Total BN Budget	Through March 2020	Remaining Budget			
Capital Improvement Projects Fund									
							(Backbone only)		
ODOT/City/County DTD Adjustments	5249	169,000	117,000	286,000	56,929	194,398		56,929	Tracking and coordinating; ODOT Hwy 224 Overlay -2020, 82nd Ave Overlay-2021
CRC Mobility Improvements (b)	5243				32,367			32,367	Construction ongoing. Working with County and Contractor for required water relocations.
Sunnybrook & 93rd Loop Waterline (b)	5241	-	-	-	2,306			2,306	Pipeline complete
Edgewood Neighborhood Waterline	5239	1,045,000	-	1,045,000	307,513	737,487		307,513	Construction nearing completion
Forsythe Road Waterline - Phase 1	5251	572,000		572,000	30,919	541,081		30,919	In Design.
Leland Road Master Meter & Waterline	TBD	-	480,000	480,000	-	480,000		-	No Activity
82nd Drive Waterline - Phase 1	5253	-	814,000	814,000	247	813,753		247	No Activity
Orchid Waterline & Meter	5260	74,000	-	74,000	3,869	70,131		3,869	Construction nearing completion
Mather Reservoir Control Valve	5250	210,000	-	210,000	23,531	186,469		23,531	Contractor selected. Control valves ordered, expect 8-10 weeks for delivery
90th Ave Pump Station Valve Replacement	5248	-	150,000	150,000	8,635	141,365		8,635	Contract awarded March 23. Preparing contracts for execution. No schedule submitted.
Totals		2,070,000	1,561,000	3,631,000	466,315	3,164,685		466,315	

Project Description	Project #	BN 2019-2021					Projected Total Expenditures (Life of Project)	Expenditures to Date (a)	Current Phase/Status
		FY 2020	FY 2021	Total BN Budget	Through March 2020	Remaining Budget			
Backbone Projects (Various Funds)									
Butterfield Lane Transmission Main	5160	-	-	-	-	-	2,567,000	2,566,689	Complete
Carver-Springwater Transmission Main	5217	-	-	-	-	-	1,875,000	1,871,718	Complete
Highway 224 Intertie	5189	-	-	-	235	-	2,412,000	2,231,132	Complete
152nd Avenue Reservoir (c) SWA estimated final contribution Net estimate	5188	1,410,000	-	1,410,000	2,029,336	(619,336)	9,400,000	11,442,380 <u>(1,500,000)</u> 9,942,380	Construction – paving and landscaping completed, minor punchlist items remaining
Hattan Road Pump Station	5190	1,322,000	-	1,322,000	847,266	474,734	4,402,000	4,269,794	Complete
Hattan Road Transmission Main	5191	382,000	-	382,000	290,878	91,122	3,823,000	4,051,160	Complete
Redland Reservoir #3	5195	-	-	-	329,455	(29,455)	4,128,000	4,114,054	Complete
General Project Administration	5187	25,000	-	25,000	2,666	22,334	250,000	205,146	Ongoing
All Phase 2 Project work Charged to Phase 1							375,000		
Bradley Rd (Butterfield) Pump Station (d)	5213	-	-	-	2,499	(2,499)	N/A	38,260	No work to report
Grasle Road Transmission Main (d)	5235	-	-	-	85,832	(85,832)	N/A	112,726	No work to report
Beaver Lake Pump Station (d)	5236	-	-	-	55,750	(55,750)	N/A	89,114	Received conditional use approval for partition; finalizing property purchase agreement; plat submittal to County
Bradley Rd Transmission Main (d)	5237	-	-	-	1,036	(1,036)	N/A	1,036	No work to report
Beavercreek Elevated Reservoir (d)	5238	-	-	-	-	-	N/A	2,699	No work to report
Totals (Backbone Phase 1 only)		3,139,000	-	3,139,000	3,499,836	(360,601)	29,232,000	29,252,073	

Notes:

(a) "Expenditures to Date" includes all costs through all project phases (planning, design, construction), spanning multiple fiscal periods as applicable.

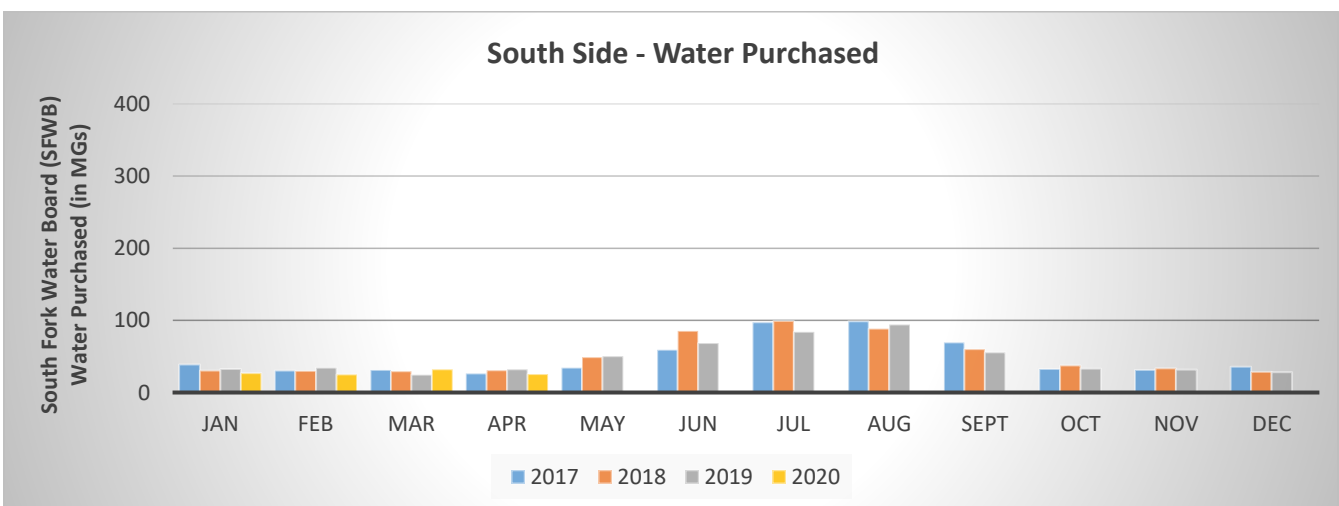
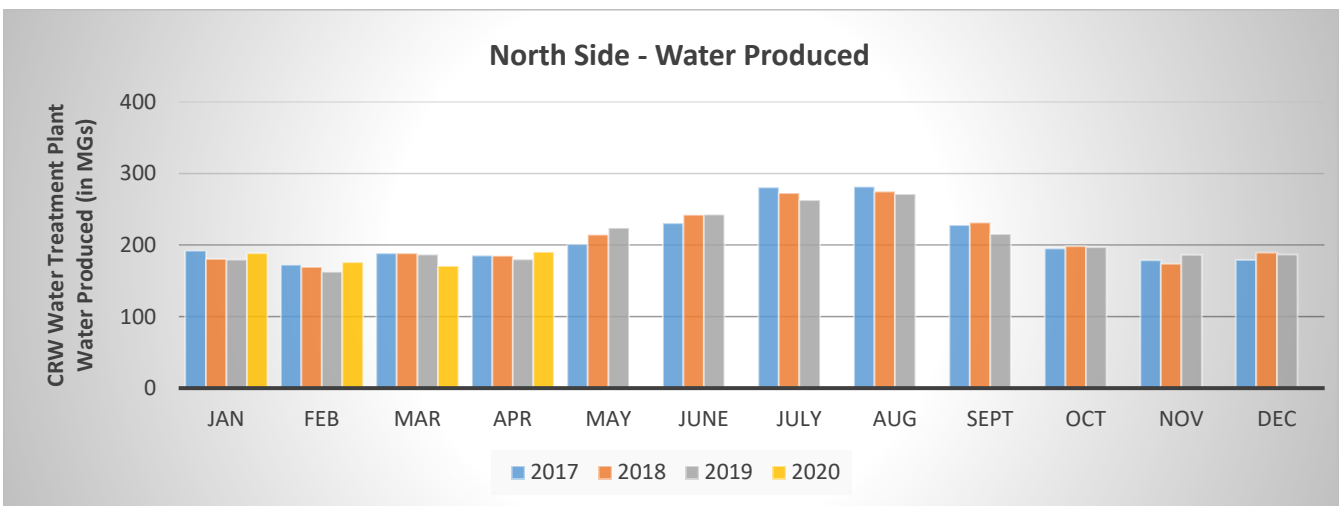
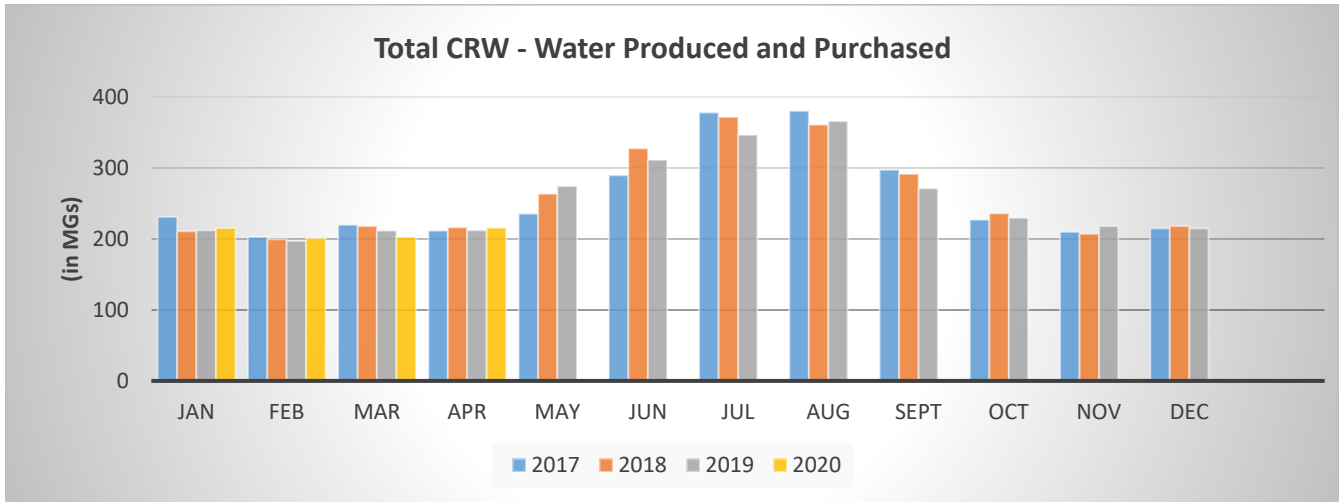
(b) CRC project #5243 and Sunnybrook & 93rd Loop project #5241 are included in ODOT/DTD budget

(c) Costs reported for the 152nd Reservoir project include deductions for contributions from Sunrise Water Authority, received to date. Final payment from SWA will be received when final costs accounting is completed and SWA share has been trued up to actual costs. Currently estimated greater than \$1.5 million.

(d) Backbone Phase 2 project costs were budgeted separately under General Fund- including administrative costs, property-related, pre-engineering, etc.

Water Distribution Charts

(as of April 2020)



Regulatory

All 84 samples collected and analyzed for the April monitoring period showed no presence of coliform/*E. coli* bacteria.

Quarterly Disinfection By-Product sampling was conducted at 4 locations in the North Service Area and 4 locations in the South Service Area distribution systems.

Non-Regulatory

General water quality parameters (pH, temperature, chlorine, TDS) were collected for the distribution system at 16 locations in the North and South systems.

Monthly watershed sampling was conducted at 4 long-term sampling locations for total organic carbon, nutrients (nitrate/nitrite, total phosphorus, orthophosphate, etc.) ,coliform density, pH, dissolved oxygen, TDS, temperature, and volatile organic carbon compounds (VOCs, 21 regulated for drinking water, 36 unregulated). Raw water at our intakes was also tested for giardia and cryptosporidium, as we do each month.

Quarterly sampling was conducted in raw water at the treatment plant intakes for inorganic compounds, including metals, synthetic inorganic chemicals (SIOCs, 29 regulated for drinking water, 5 unregulated), and synthetic organic chemicals (SOCs, 29 regulated, 14 unregulated).

Sampling for Other Agencies

All 50 samples collected and analyzed during this period for Sunrise Water Authority showed no presence of coliform/*E.coli* bacteria.

Winter Conditions Report as of May 4, 2020

Current Oregon statewide snow water equivalent is 64 percent of normal. (See graphic below)

Current Oregon statewide precipitation at NRCS SNOTEL sites is well below average at 78 percent for the water year.

Over the next 8 to 14 days, the NOAA Climate Prediction Center is a higher than normal probability of above-normal temperature and above-normal precipitation across the state.

