



Clackamas River Water

Monthly Update

July 2020



Monthly Update	3
Contracts Log.....	3
Summary of Legal	3
Public Records Request Received	3
Financial Reports	4
Statistics	4
Activity Reports	6
System Operations & Engineering	7
Operation Statistics	7
Project Updates.....	8 -10
Water Resources & Water Quality	11
Water Distribution Charts	11
Sampling Reports	12
Regulatory	12
Non-Regulatory	12
Sampling for Other Agencies.....	12
River Conditions Report	13

Contracts Log

(Executed since last board meeting June 11, 2020)

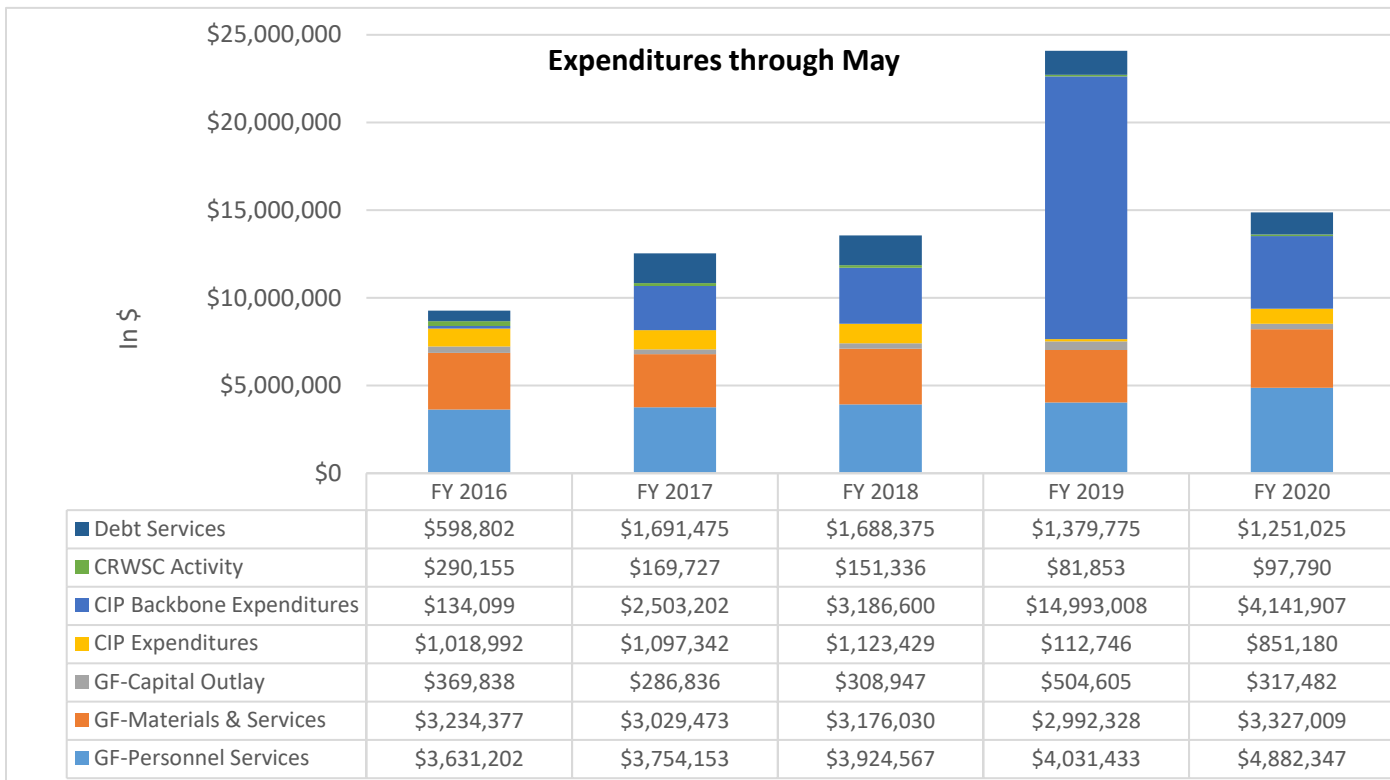
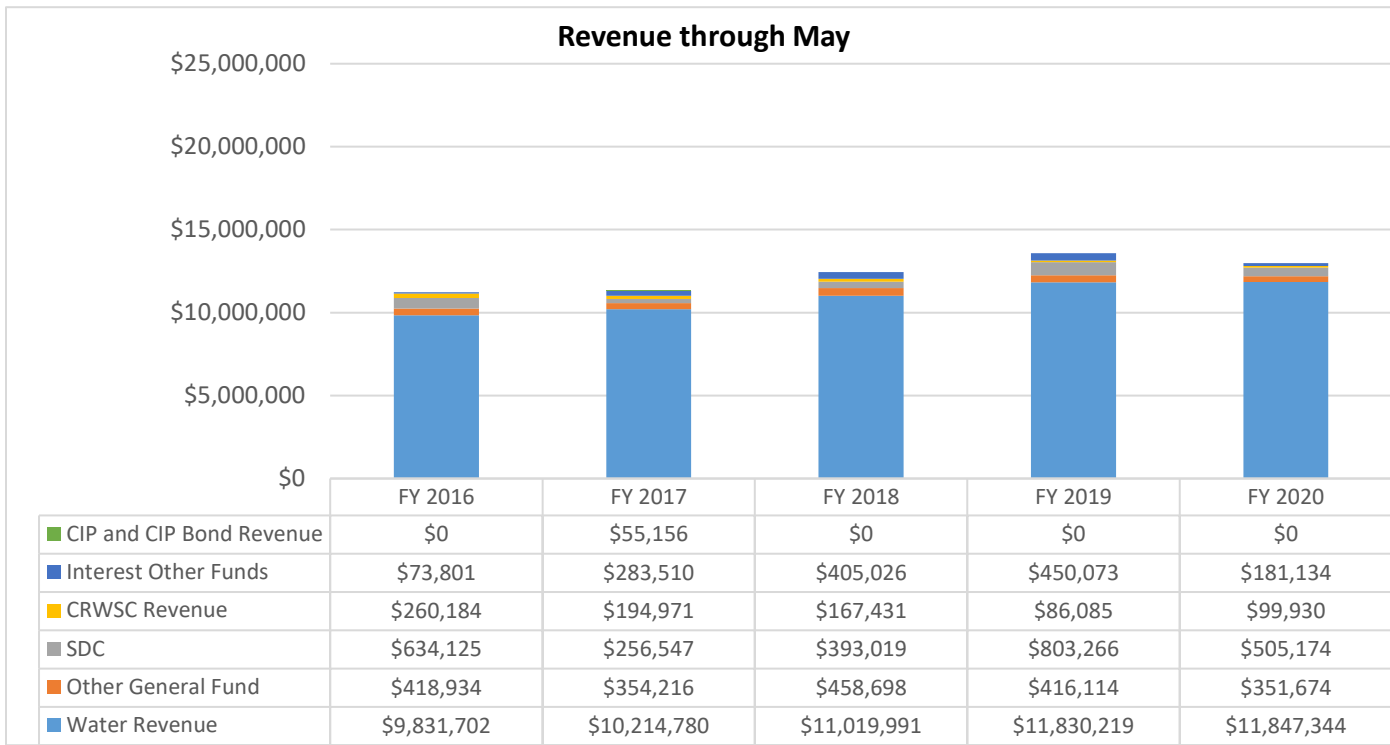
Company	Product / Service	Rates	Eff. Date	Exp. Date	New/Amended/ Extended
AKS Forestry	On-Call Surveying	NTE \$50,000	7-1-2020	6-30-2020	New
Compass Land Surveyors	On-Call Surveying	NTE \$50,000	7-1-2020	6-30-2020	New
Harper Houf Peterson Righellis	On-Call Surveying	NTE \$50,000	7-1-2020	6-30-2020	New
Parini Connects LLC	Strategic Planning Consultant	NTE \$30,000	10-19-2019	12-31-2020	Time Extension
S-2 Contractors	Paving Services	NTE \$50,000	6-14-2020	6-12-2021	In participation with the City of Lake Oswego Contact

Summary of Legal

	<i>June 2020</i>
Harrang Long Gary Rudnick monthly retainer	\$ 4,240.00
Harrang Long Gary Rudnick work outside of retainer	\$ 233.60
Sub-contracted legal services	\$ _____
Total Legal	\$ 4,473.60

Public Records Request Received

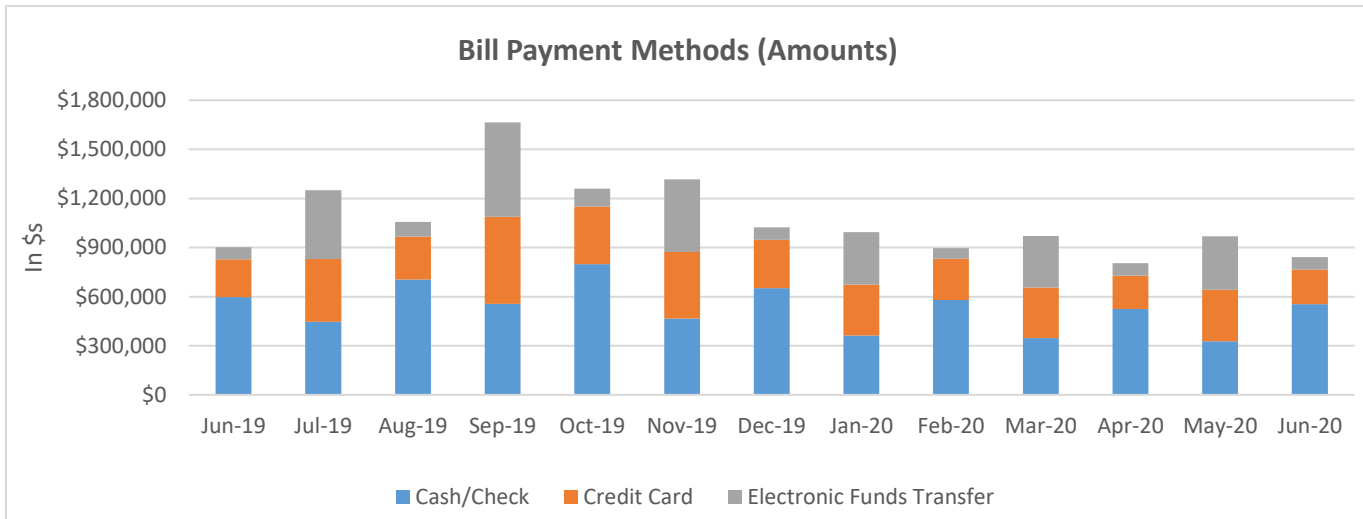
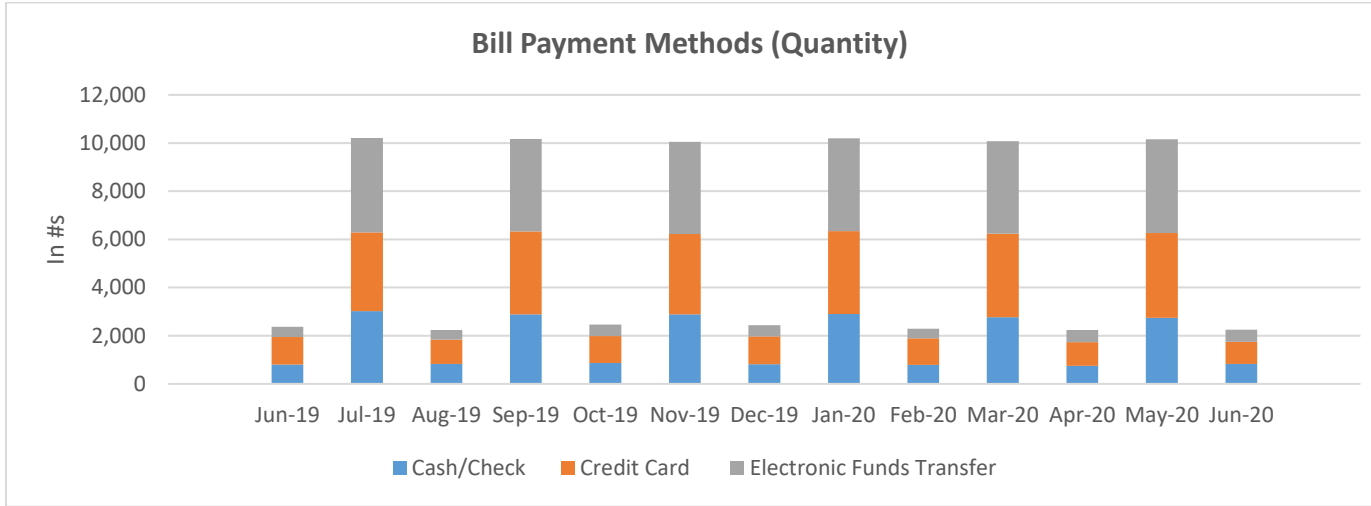
Number of Records Requests Received in June 2020 **0**



Revenue: Demand compared with FY 2019 is down by 5.08% through the May billing. Water sales revenue dollars are consistent with FY 2019. Last month we were down by less than 5%, so we are seeing some impact from the Stay Home/Save Lives order as many businesses have been closed, although apartment complexes had higher than normal consumption. A portion of the reduced consumption could have been the result of the decrease in average temperatures this past summer that continued into the fall that we have been seeing throughout the fiscal year. **Expenses:** Personnel services expense dollars are significantly higher than prior years due to the payment of the budgeted PERS Transitional Liability. Exclusive of the PERS payment, Personnel Services are 43.85% of the biennial budget. Materials & Services are at 37.59% of the biennial budget or \$730,00 below the 45.83% of the total budget.

(as of June 2020)

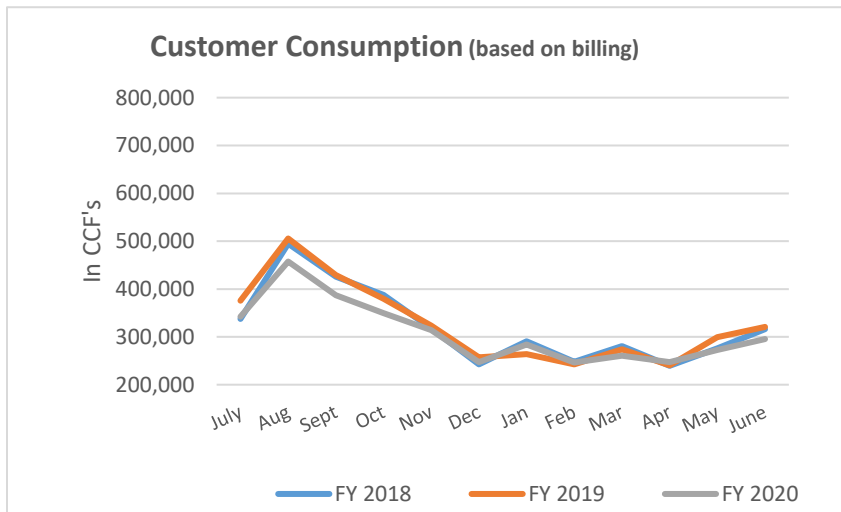
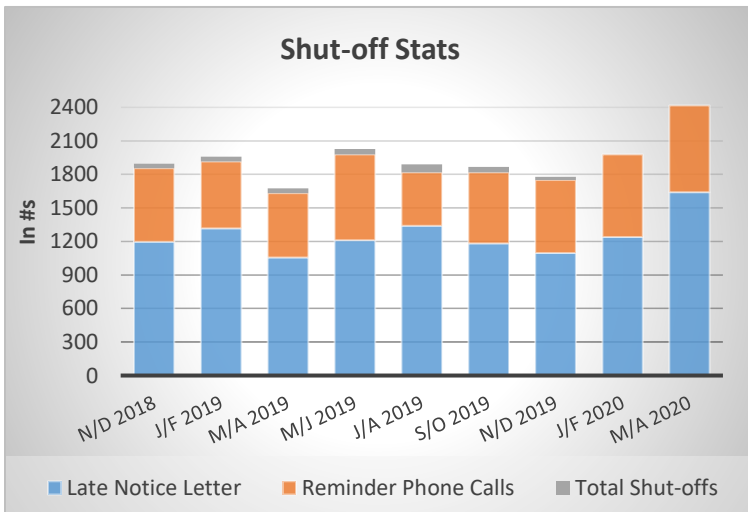
Residential Customers are billed on the even months, Commercial Customers are billed on the odd months.



Cash/Check – Received via Lockbox, Counter

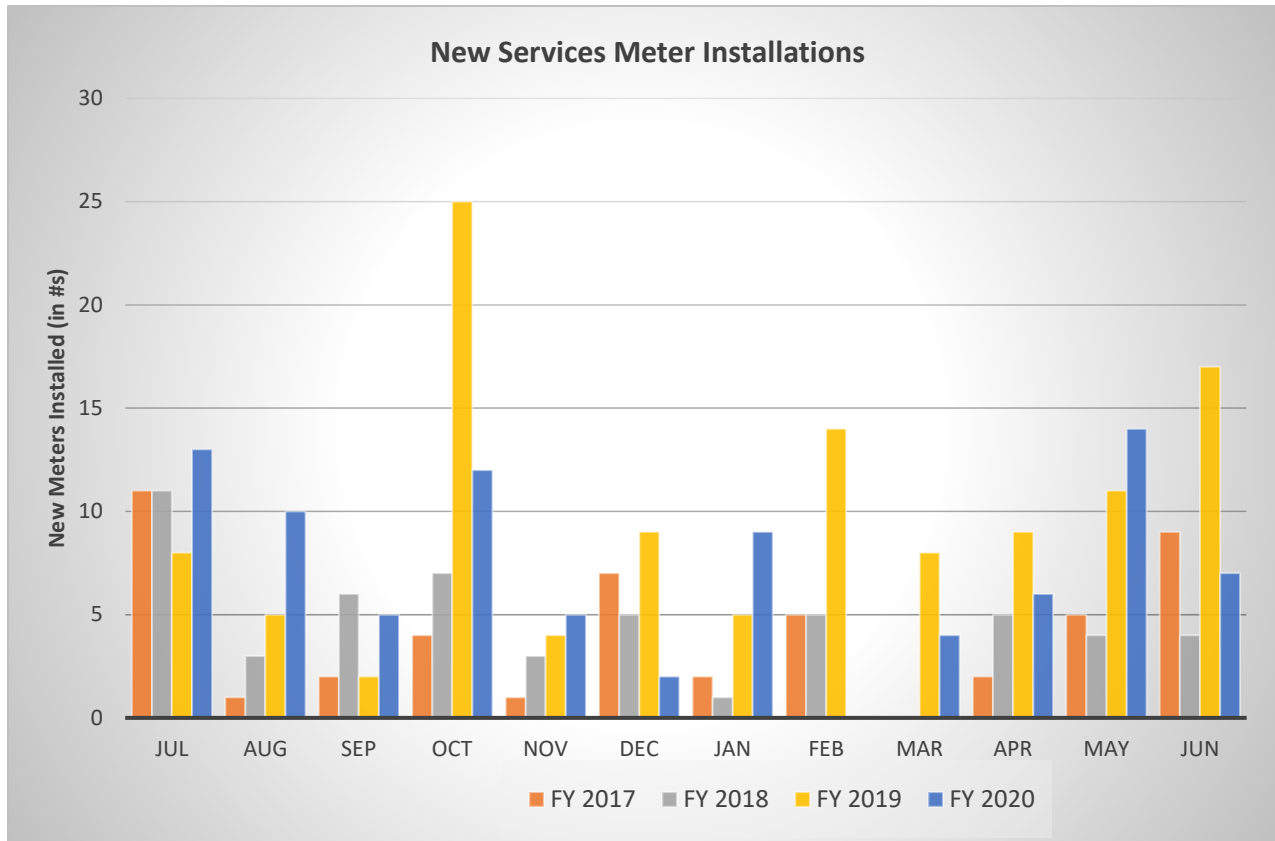
Credit Card – Received via CRW Initiated Automatic Payment, Walk-ins/Phone Calls, and Website

Electronic Funds Transfer – Received via Bank to Bank Transfer, Automatic Checking Withdrawal (RapidPay)

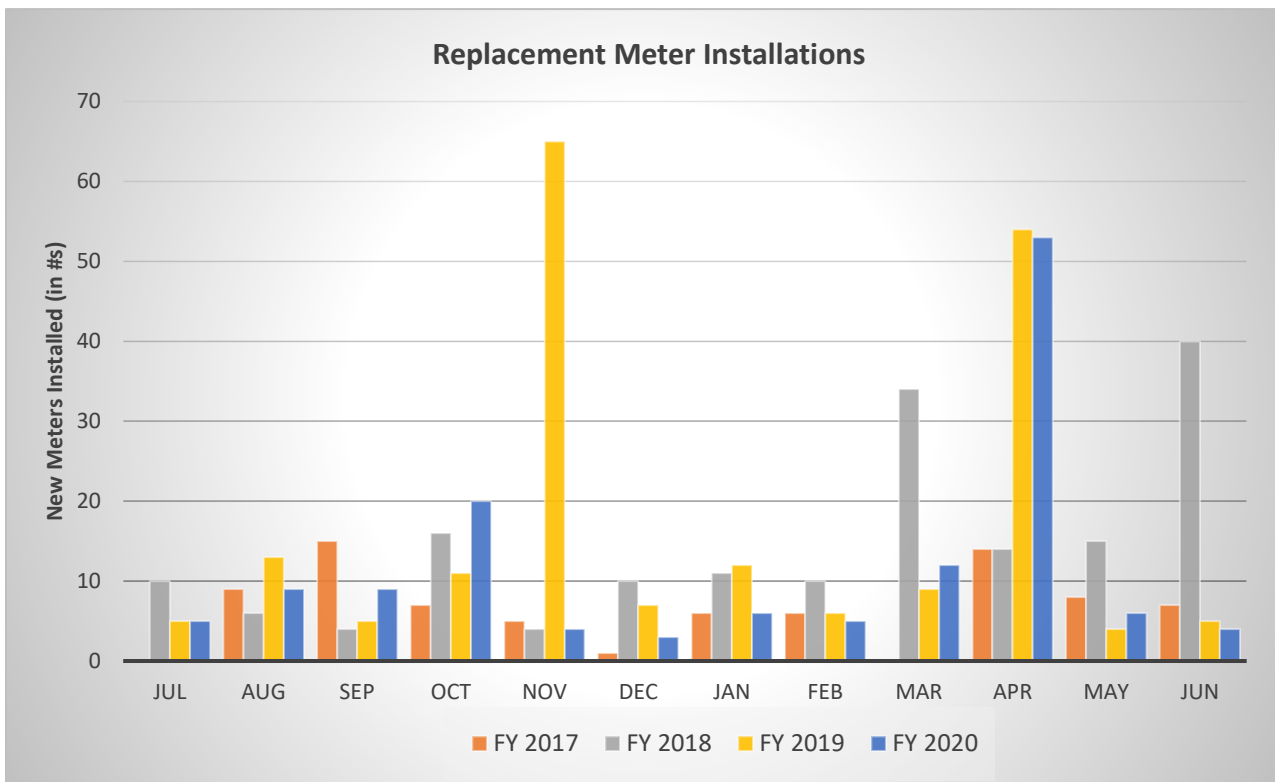


*Reminder Phone Calls are made during the even months.

Shut-offs occur the following month. **Jan/Feb late notice number is an estimate



No New Services for Mar. FY17 & FY18 & Feb. FY20



No Replacements for Jul., Mar.FY17

System Operations & Engineering

Operation Statistics

	Leak Repairs Made (all pipe sizes)	Leak Detection Completed (miles)	Hydrant Maintenance	Locate Requests	Valve Maintenance & Mapping	After-hours Call-outs	Meter Maintenance Tasks	Cross Connection Inspections
June 2019	3	0	63	501	4	7	22	10
July 2019	1	0	133	551	6	5	254	1
Aug. 2019	1	15.7	213	485	5	15	105	11
Sep. 2019	1	0	205	493	1	15	68	0
Oct. 2019	4	.2	226	501	8	5	71	0
Nov. 2019	1	.2	65	352	0	4	27	0
Dec. 2019	1	.1	78	337	19	8	50	0
Jan. 2020	0	.1	153	344	32	7	39	1
Feb. 2020	0	8.7	23	370	5	3	33	5
Mar. 2020	2	.3	139	438	147	7	31	3
April 2020	0	1.7	253	567	591	6	9	0
May 2020	2	.2	128	473	83	8	9	0
June 2020	1	0.2	327	571	171	3	41	4

Private Project Tracking – June 2020

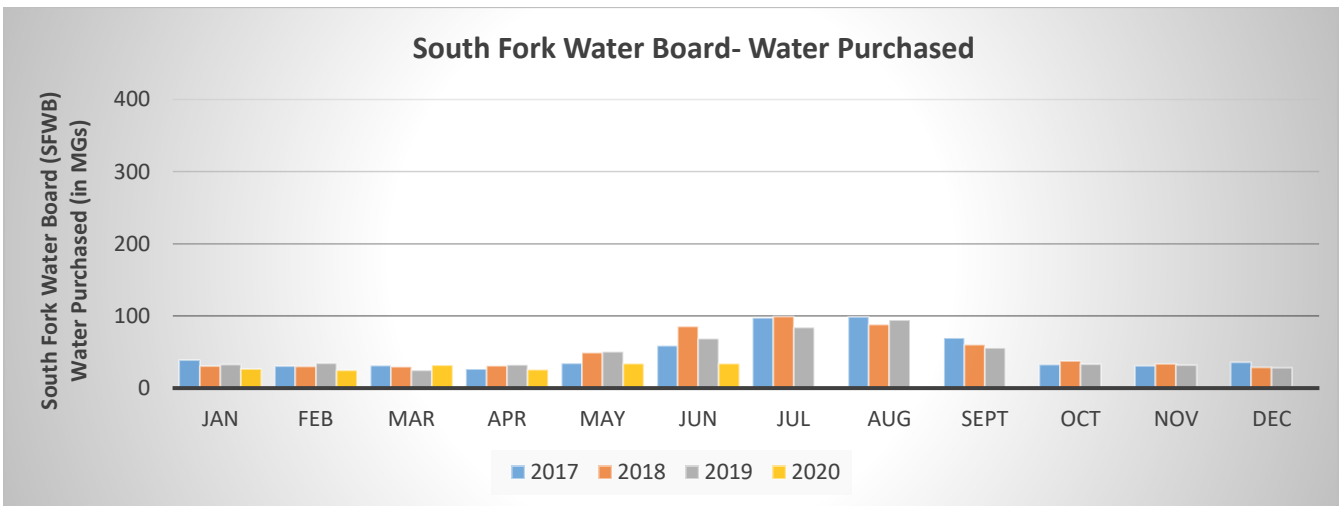
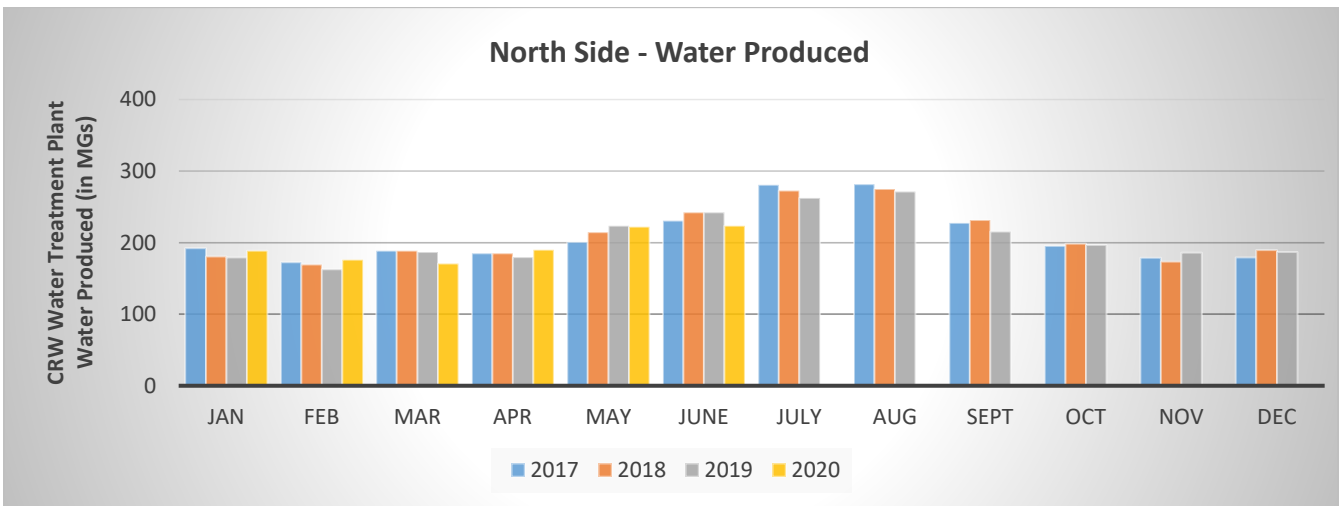
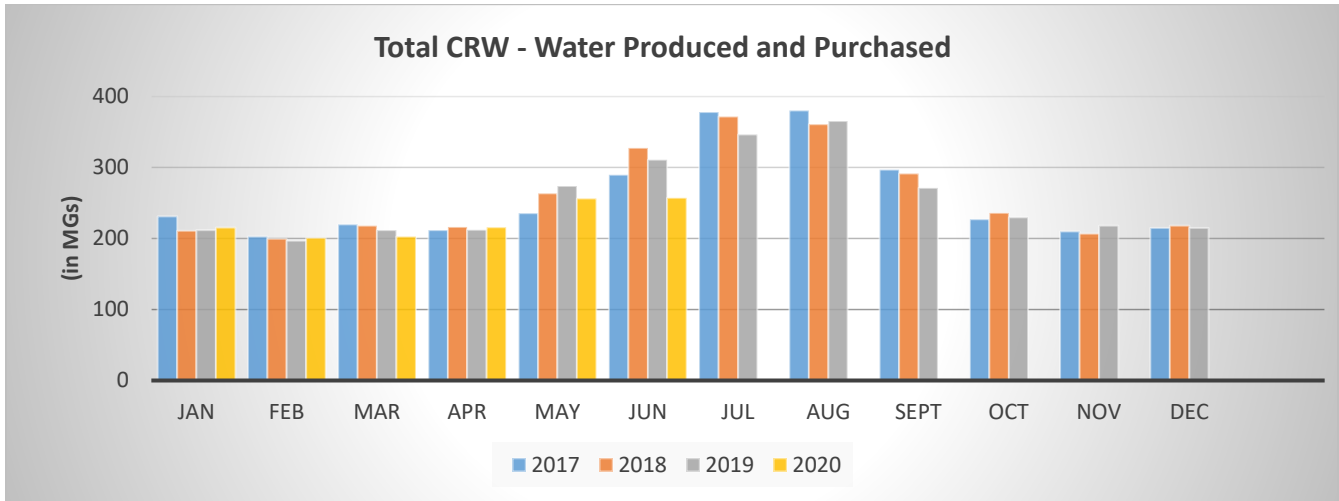
Project No.	Name	Description	Budget	Spent	Phase	Status
16-5205 Private	Glen Oak Master Meter	8" Master Meter to Oregon City	N/A	N/A	Const.	No activity.
16-5206 Private	Rosewood Terrace	200+ Multi-family, 6" meter	N/A	N/A	Const.	Punch list underway. Beginning close out
18-5232 Private	Copper Heights	Residential 30 lot subdivision on difficult site	N/A	N/A	Design	No activity.
19-5252 Private	Heirloom Apartments	8" & 12" mains for 286 unit apartments, (4) 3" meters, (7) 2" meters	N/A	N/A	Const.	Construction underway
19-5240 Private	Home2 Suites	12" main for 101 unit hotel, 4" meter	N/A	N/A	Const.	Punch list underway. Beginning close out
19-5254 Private	D St. Improvements	Road Extension with utilities (at Fuller P&R)	N/A	N/A	Design	Plan Review
19-5255 Private	Fuller Station Affordable Housing	100 unit Multi-family housing, 4" meter	N/A	N/A	Design	Plan Review
19-5256 Private	Residence Inn by Marriot	117 unit Hotel at Clackamas Town Center, 4" meter	N/A	N/A	Const.	Punch list underway. Beginning close out
19-5258 Private	Shellenberg School	8" main extension for fire service plus 3" meter	N/A	N/A	Const.	Punch list underway. Beginning close out.
19-5259 Private	Washman	8" main and 2" meter	N/A	N/A	Design	No activity
20-5261 Private	Glencoe Townhomes	8" main and 2" meter	N/A	N/A	Design	Plan review
20-5262 Private	Bonaventure Senior Living	6" fire service and 3" meter	N/A	N/A	Design	Design review ongoing.
20-5263 Private	Fora Townhomes	7 domestic services on Lamphier St.	N/A	N/A	Const.	Construction scheduled for July 2020

Project Management Report									
Project Description	Project #	BN 2019-2021					Projected Total Expenditures (Life of Project)	Expenditures to Date (a)	Current Phase/Status
		FY 2020	FY 2021	Total BN Budget	Through May 2020	Remaining Budget			
Capital Improvement Projects Fund							(Backbone only)		
ODOT/City/County DTD Adjustments	5249	169,000	117,000	286,000	63,636	170,575		63,636	Tracking and coordinating; ODOT Hwy 224 Overlay -2020, 82nd Ave Overlay-2021
CRC Mobility Improvements (b)	5243				46,468			52,777	Construction ongoing. Working with County and Contractor for required water relocations.
Sunnybrook & 93rd Loop Waterline (b)	5241	-	-	-	5,320			20,014	Pipeline complete
Edgewood Neighborhood Waterline	5239	1,045,000	-	1,045,000	676,569	368,431		768,035	Project Complete
Forsythe Road Waterline - Phase 1	5251	572,000		572,000	37,221	534,779		37,221	Preparing to bid project, Bid opening scheduled for August 4th
Leland Road Master Meter & Waterline	TBD	-	480,000	480,000	-	480,000		-	No Activity
82nd Drive Waterline - Phase 1	5253	-	814,000	814,000	247	813,753		247	Survey of project ongoing
Orchid Waterline & Meter	5260	74,000	-	74,000	11,711	62,289		11,711	Construction complete
Mather Reservoir Control Valve	5250	210,000	-	210,000	25,525	184,475		25,525	Design complete. Scheduling construction
90th Ave Pump Station Valve Replacement	5248	-	150,000	150,000	11,495	138,506		11,495	Construction begins July 6
Totals		2,070,000	1,561,000	3,631,000	878,192	2,752,808		990,661	

Project Description	Project #	BN 2019-2021					Projected Total Expenditures (Life of Project)	Expenditures to Date (a)	Current Phase/Status
		FY 2020	FY 2021	Total BN Budget	Through May 2020	Remaining Budget			
Backbone Projects (Various Funds)									
Butterfield Lane Transmission Main	5160	-	-	-	-	-	2,567,000	2,566,689	Complete
Carver-Springwater Transmission Main	5217	-	-	-	-	-	1,875,000	1,871,718	Complete
Highway 224 Intertie	5189	-	-	-	235	-	2,412,000	2,231,132	Complete
152nd Avenue Reservoir (c) SWA third contribution Net estimate	5188	1,410,000	-	1,410,000	2,461,710 2,029,336	(1,051,710) (619,336)	9,400,000	10,374,755 (1,905,000) 8,469,755	Construction complete
Hattan Road Pump Station	5190	1,322,000	-	1,322,000	1,057,713	264,287	4,402,000	4,225,668	Complete
Hattan Road Transmission Main	5191	382,000	-	382,000	290,878	91,122	3,823,000	4,051,160	Complete
Redland Reservoir #3	5195	-	-	-	331,135	(331,135)	4,128,000	4,115,734	Complete
General Project Administration	5187	25,000	-	25,000	3,861	21,963	250,000	206,340	Ongoing
All Phase 2 Project work Charged to Phase 1							375,000		
Bradley Rd (Butterfield) Pump Station (d)	5213	-	-	-	2,499	(2,499)	N/A	38,260	No work to report
Grasle Road Transmission Main (d)	5235	-	-	-	85,832	(85,832)	N/A	112,726	No work to report
Beaver Lake Pump Station (d)	5236	-	-	-	94,418	(94,418)	N/A	127,782	Finalizing plat and property purchase
Bradley Rd Transmission Main (d)	5237	-	-	-	1,036	(1,036)	N/A	1,036	No work to report
Beavercreek Elevated Reservoir (d)	5238	-	-	-	-	-	N/A	2,699	No work to report
Totals (Backbone Phase 1 only)		3,139,000	-	3,139,000	3,713,158	(573,923)	29,232,000	28,020,699	

Notes:

- (a) "Expenditures to Date" includes all costs through all project phases (planning, design, construction), spanning multiple fiscal periods as applicable.
- (b) CRC project #5243 and Sunnybrook & 93rd Loop project #5241 are included in ODOT/DTD budget
- (c) Costs reported for the 152nd Reservoir project include deductions for contributions from Sunrise Water Authority, three received to date.
- (d) Backbone Phase 2 project costs were budgeted separately under General Fund- including administrative costs, property-related, pre-engineering, etc.



Regulatory

All 84 samples collected and analyzed for the June monitoring period showed no presence of coliform/*E. coli* bacteria.

Cyanotoxin Testing

Microcystin and Cylindrospermopsin sampling of our raw water began in May and occurs every two weeks for compliance.

We have analyzed one sample each week since May 19th from a bloom in Timothy Lake for PGE for Total Microcystin, Cylindrospermopsin, Anatoxin-a and Saxitoxin. At the same time, we ran additional raw water samples from our intakes.

No cyanotoxins were detected in our raw water.

Non-Regulatory

General water quality parameters (pH, temperature, chlorine, TDS) were collected for the distribution system at 16 locations in the North and South systems.

Monthly watershed sampling was conducted at 4 long-term sampling locations for total organic carbon, nutrients (nitrate/nitrite, total phosphorus, orthophosphate, etc.) volatile organic compounds, coliform density, pH, dissolved oxygen, TTDS, and temperature.

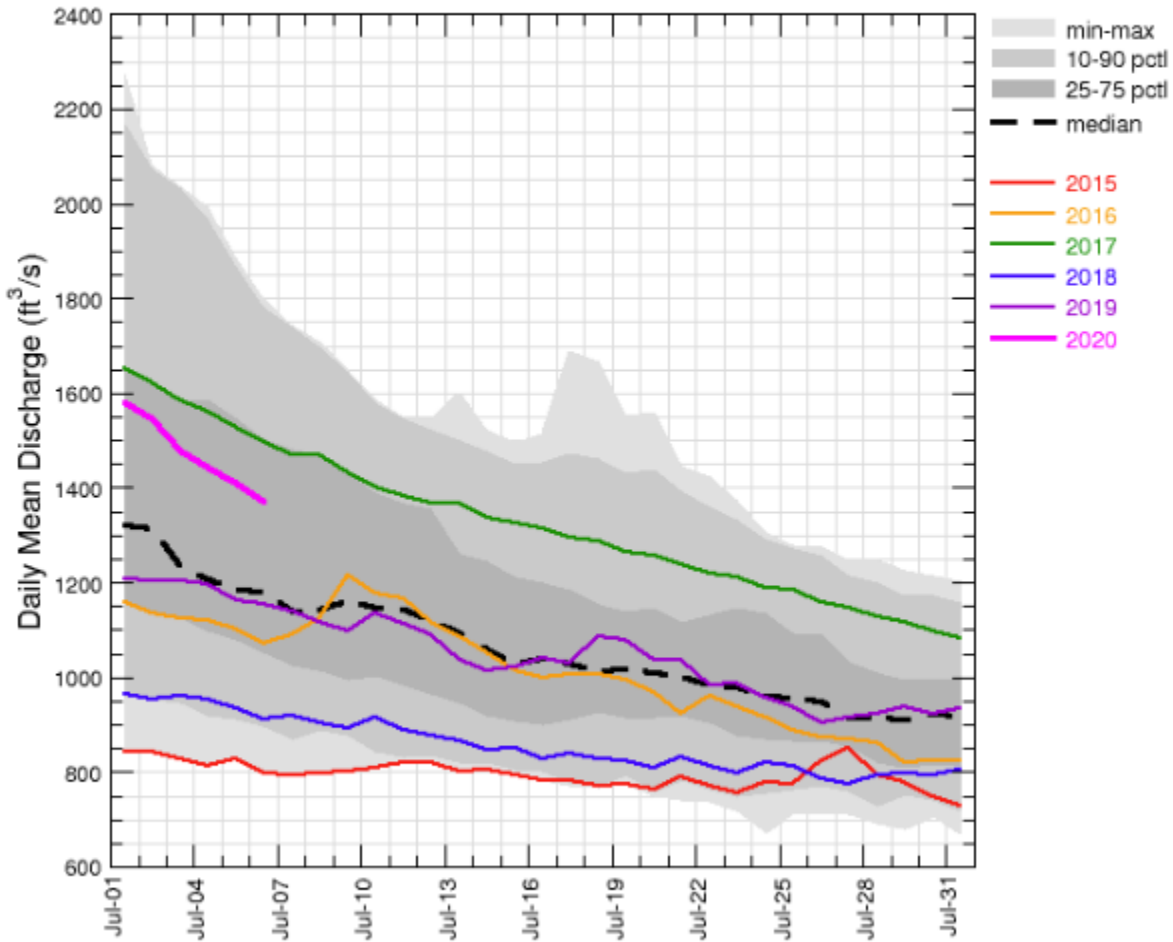
Weekly algae monitoring is occurring at 3 locations in the North Fork Reservoir and CRW's intakes. This work includes species monitoring with the FlowCAM and nutrient analysis.

Raw water at our intakes was also tested for giardia and cryptosporidium, as we do each month.

Sampling for Other Agencies

All 50 samples collected and analyzed during this period for Sunrise Water Authority showed no presence of coliform/*E.coli* bacteria.

Clackamas River near Oregon City, OR (14211010)
Data from U.S. Geological Survey, Jun-08-2001 to Jul-06-2020



Mon Jul 6 17:45:59 2020