



**Clackamas River Water**

# **Monthly Update**

***November 2021***



Monthly Update ..... 3

    Contracts Log..... 3

    Summary of Legal ..... 3

    Public Records Request Received ..... 3

    Financial Reports ..... 4

    Statistics ..... 5

    Activity Reports ..... 6

System Operations & Engineering ..... 7

    Operation Statistics ..... 7

    Project Updates..... 8-9

Water Resources & Water Quality ..... 10

    Water Distribution Charts ..... 10

    Sampling Reports ..... 11

        Regulatory ..... 11

        Non-Regulatory ..... 11

    River Conditions Report ..... 12

Contracts Log

(Executed since last board meeting October 14, 2021)

Company	Product / Service	Rates	Eff. Date	Exp. Date	New/Amended/ Extended
Core & Main	Water Works Supplies	NTE \$65,000	10/1/21	10/31/22	Extended (approved by the Board July 2021)
D&D Concrete & Utilities, Inc.	Work on Linwood	NTE \$35,800	3/8/21	12/31/21	Extended
GSI Solutions	Update of water rights permit chart	NTE \$2,100	10/25/21	1/31/21	New
HD Fowler	Water Works Supplies	NTE \$65,000	12/1/21	11/30/22	Extended (approved by the Board July 2021)
JLA Public Involvement	PR/Public Outreach	NTE \$10,000	11/1/20	10/31/22	Extended

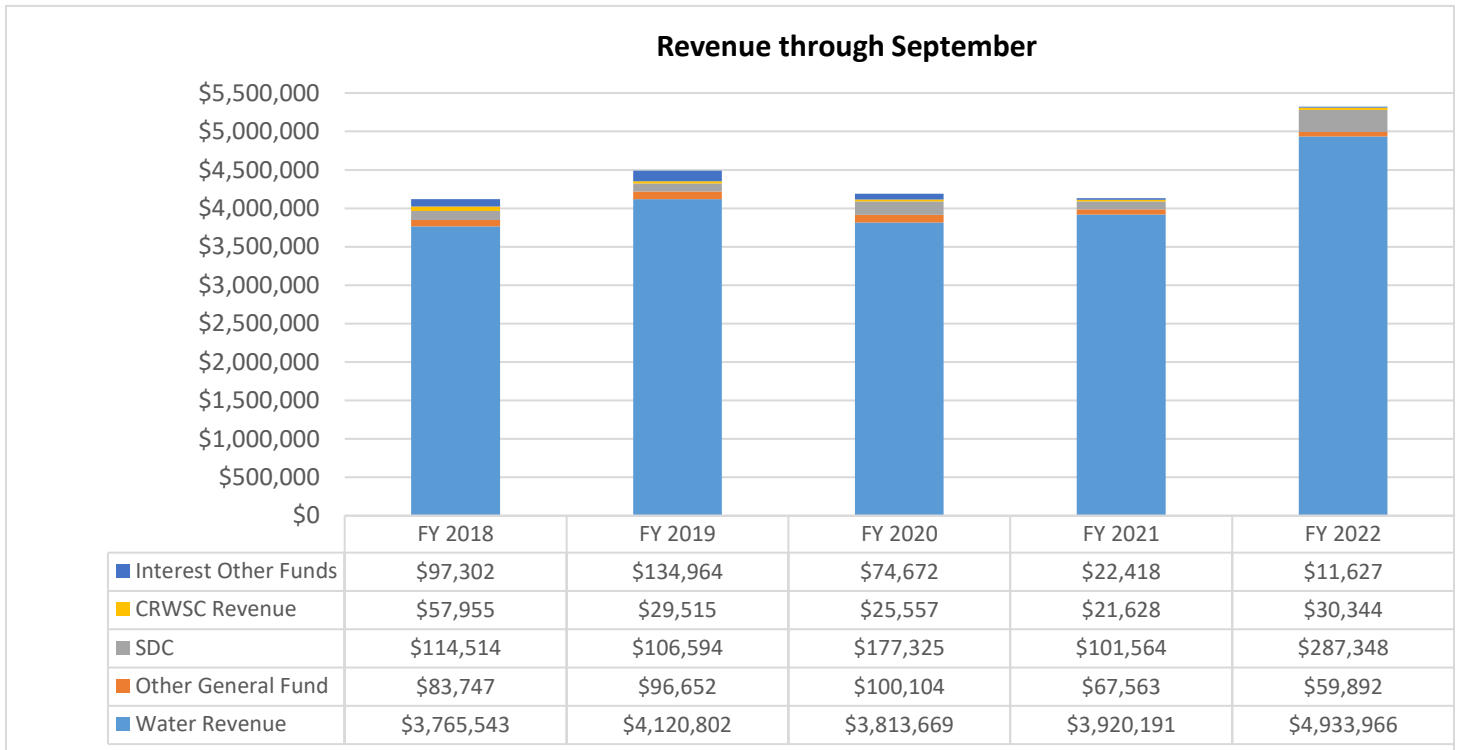
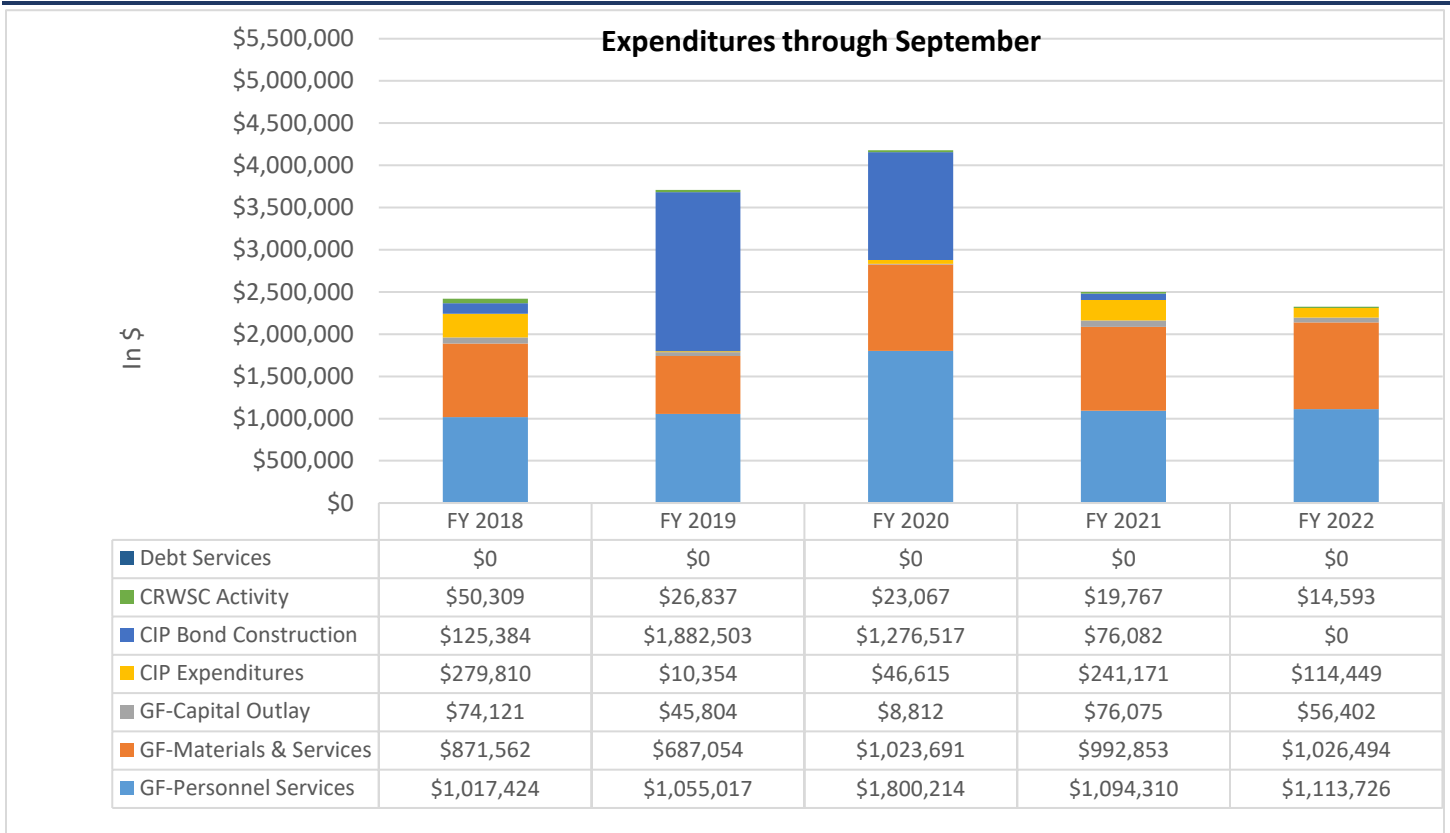
Summary of Legal

	<i>October 2021</i>
Harrang Long Gary Rudnick monthly retainer	\$ 4,240.00
Harrang Long Gary Rudnick work outside of retainer	\$
Sub-contracted legal services	\$ _____
<b>Total Legal</b>	<b>\$ 4,240.00</b>

Public Records Request Received

**Number of Records Requests Received in October 2021** **0**

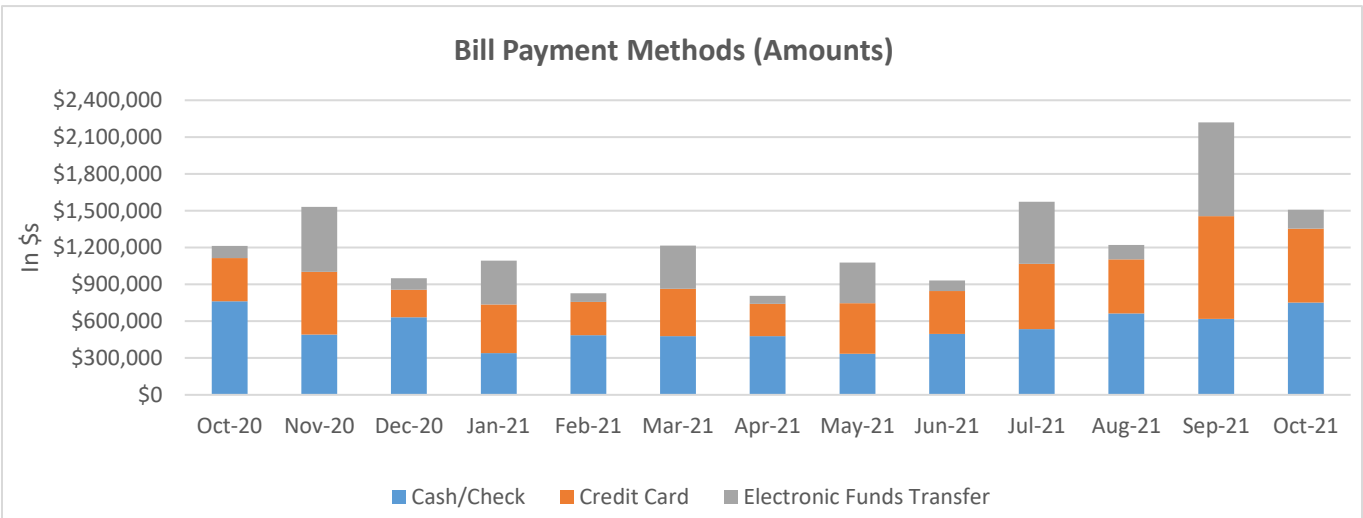
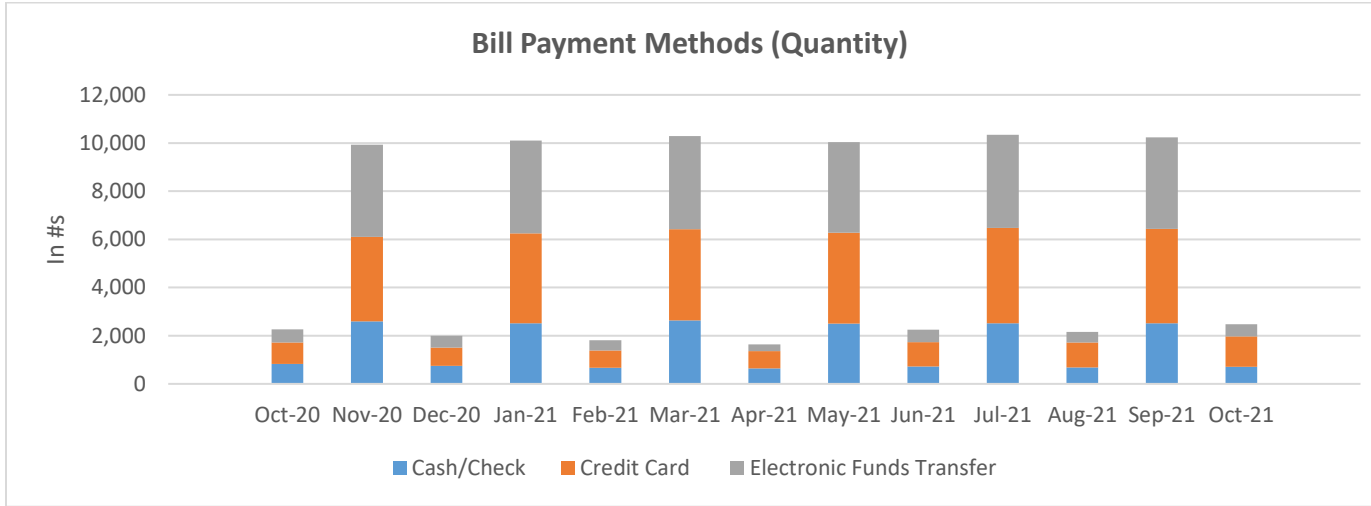
## Financial Activity



1) Water revenue is up due to a couple of factors a) two rate increases over the amount billed through last September- one implemented in November 2020 and the final of the eight-year rate plan in May 2021. b) Heat waves in June & Aug. caused greater water use for the summer billing cycles. 2) SDC Revenue is also much higher primarily due to receiving more than normal applications prior to the increased rates effective July 10. We have received six new applications at the updated SDC rate. 3) There are no costs for CIP Bond as that fund was closed out in FY 2021 but will be reported in the 5-year graph until 2026. 4) Personnel Services expenses are higher in FY 2020 due to the payment of the PERS transitional liability.

(as of the end of October 2021)

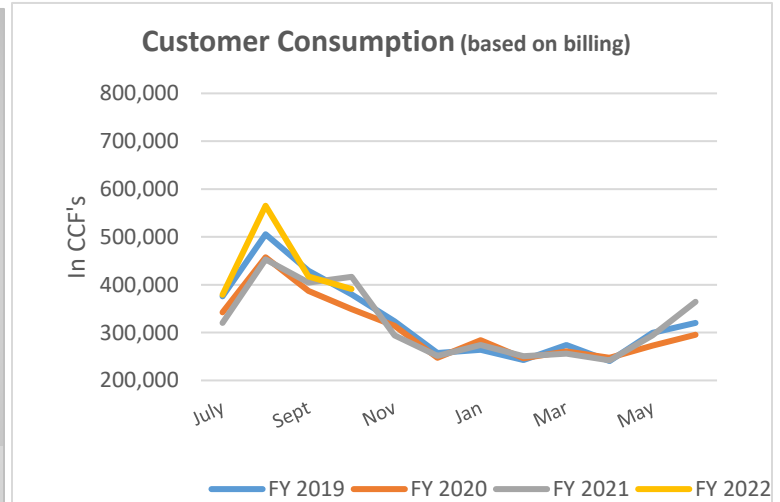
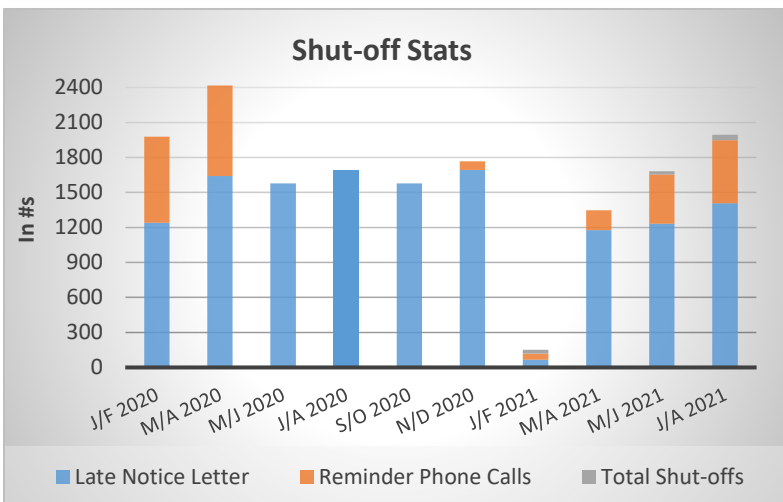
Residential Customers are billed on the even months, Commercial Customers are billed on the odd months.



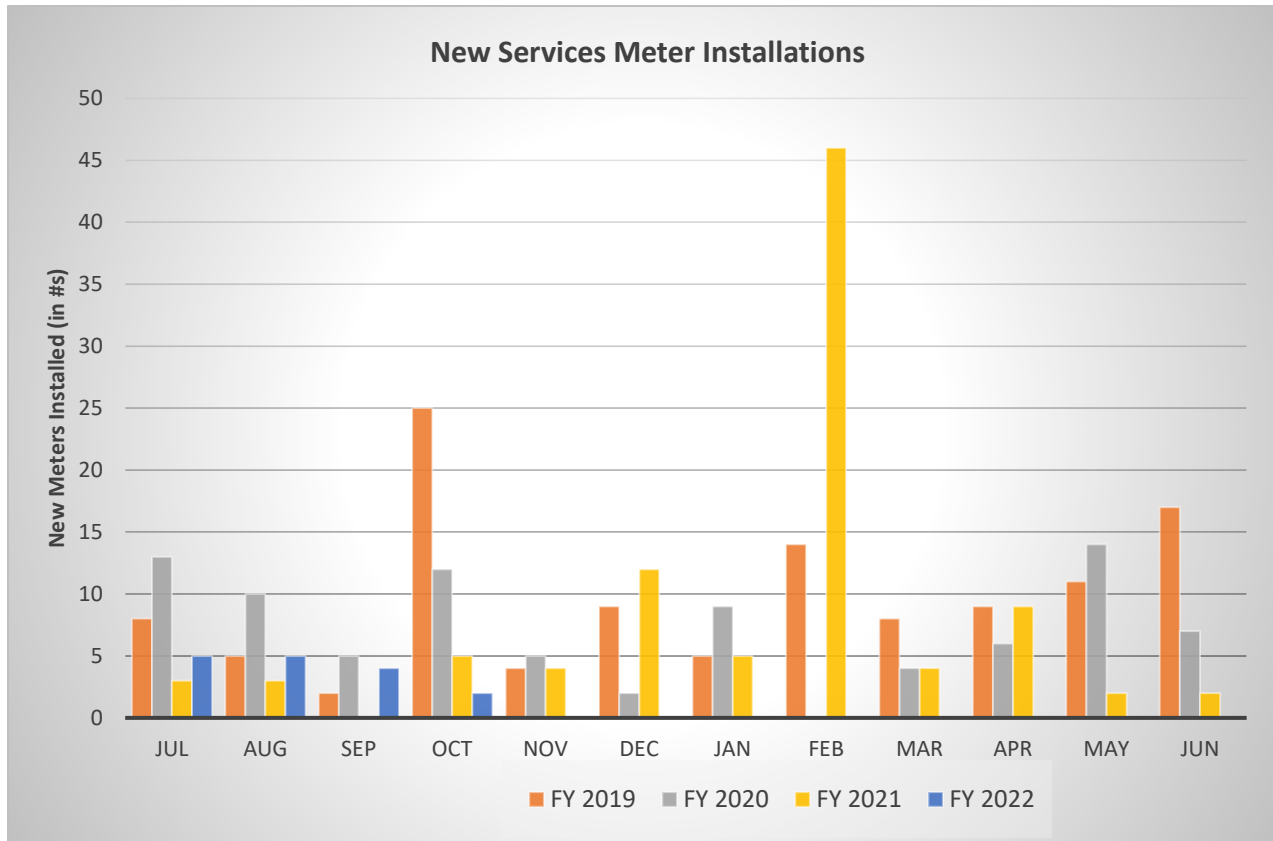
Cash/Check – Received via Lockbox, Counter

Credit Card – Received via CRW Initiated Automatic Payment, Walk-ins/Phone Calls, and Website

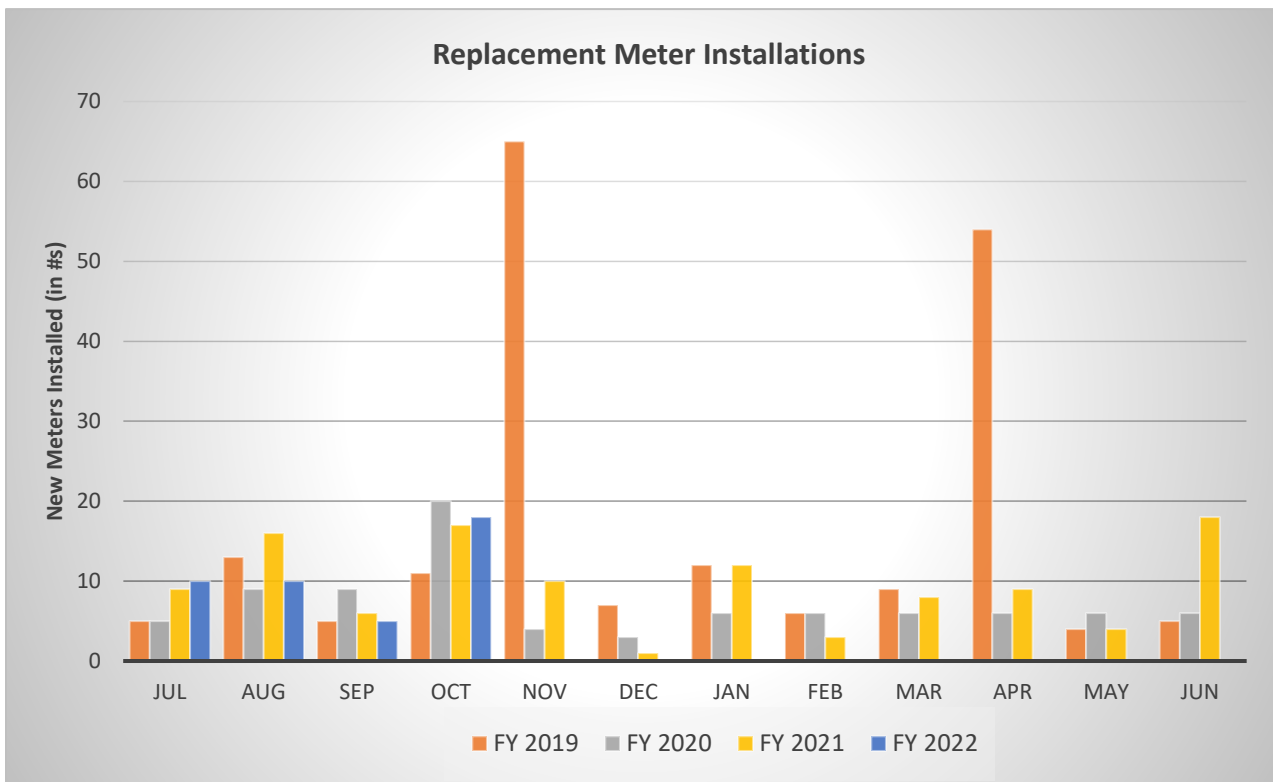
Electronic Funds Transfer – Received via Bank to Bank Transfer, Automatic Checking Withdrawal (RapidPay)



\*Reminder Phone Calls are made during the even months. Shut offs occur the following month. \*\*Jan/Feb late notice number is an estimate \*No late notices Sept-Dec. '20; reinstated February and sent in May 2021



No new services for Feb. FY20 & Sept. FY21



## Operation Statistics

---

	Leak Repairs Made (all pipe sizes)	Leak Detection Completed (miles)	Hydrant Maintenance	Locate Requests	Valve Maintenance & Mapping	After-hours Callouts	Meter Maintenance Tasks	Cross Connection Inspections
Oct. 2020	1	15.5	120	474	0	7	155	2
Nov. 2020	3	1	6	331	7	10	241	1
Dec. 2020	3	1	13	339	26	3	55	5
Jan. 2021	2	.2	5	419	257	7	61	5
Feb. 2021	0	2	26	327	364	7	93	6
Mar. 2021	1	12.6	80	522	106	9	36	12
April 2021	0	11.3	42	584	126	8	25	2
May 2021	0	9.1	27	457	48	7	27	2
June 2021	1	15.2	205	500	323	12	17	3
July 2021	1	6.3	110	450	24	5	200	5
Aug. 2021	0	3.7	160	472	4	0	100	0
Sep. 2021	2	10.82	156	524	0	8	74	1
Oct. 2021	1	17	12	398	18	4	25	14

Private Project Tracking – October 2021

Project No.	Name	Description	Phase	Status
<b>Project No.</b>	Name	Description	Phase	Status
<b>16-5205 Private</b>	Glen Oak Master Meter	8" Master Meter to Oregon City	Const.	Work scheduled for November.
<b>18-5232 Private</b>	Copper Heights	Residential 30 lot subdivision on difficult site	Design	Plan review.
<b>19-5252 Private</b>	Heirloom Apartments	8" & 12" mains for 286-unit apartments, (4) 3" meters, (7) 2" meters	Const.	Punch list underway.
<b>19-5240 Private</b>	Home2 Suites	12" main for 101-unit hotel, 4" meter	Const.	Punch list underway.
<b>19-5254 Private</b>	D St. Improvements	Road Extension with utilities (at Fuller P&R)	Const.	Punch list underway.
<b>19-5255 Private</b>	Fuller Station Affordable Housing	100-unit Multi-family housing, 4" meter	Const.	Punch list underway.
<b>19-5256 Private</b>	Residence Inn by Marriot	117-unit Hotel at Clackamas Town Center, 4" meter	Const.	Punch list underway.
<b>19-5259 Private</b>	Washman	8" main and 2" meter	Const.	Punch list underway.
<b>20-5262 Private</b>	Bonaventure Senior Living	6" fire service and 3" meter	Const.	On Hold. No action.
<b>20-5264 Private</b>	West Coast Storage	2 - 6" Fire Service and 2 - 2" Meters	Const.	Punch list underway.
<b>20-5272 Private</b>	Elite Motors	8" Main and 1" Meter	Design	New land use approval in progress.
<b>21-5283 Private</b>	NCSF Facility	1 - 6" Fire Service 3 - domestic meters	Const.	Punch list underway.
<b>21-5284 Private</b>	Quail Park	15 lot subdivision in Milwaukie	Design	Plan review.
<b>14-5169 Private</b>	Church of Portland	6" Fire Service and 2" domestic meter	Const.	Punch list underway.
<b>21-5285 Private</b>	130 <sup>th</sup> Industrial Park	3-fire services 3-commercial services	Design	Plan review.



## Capital Project Tracking -

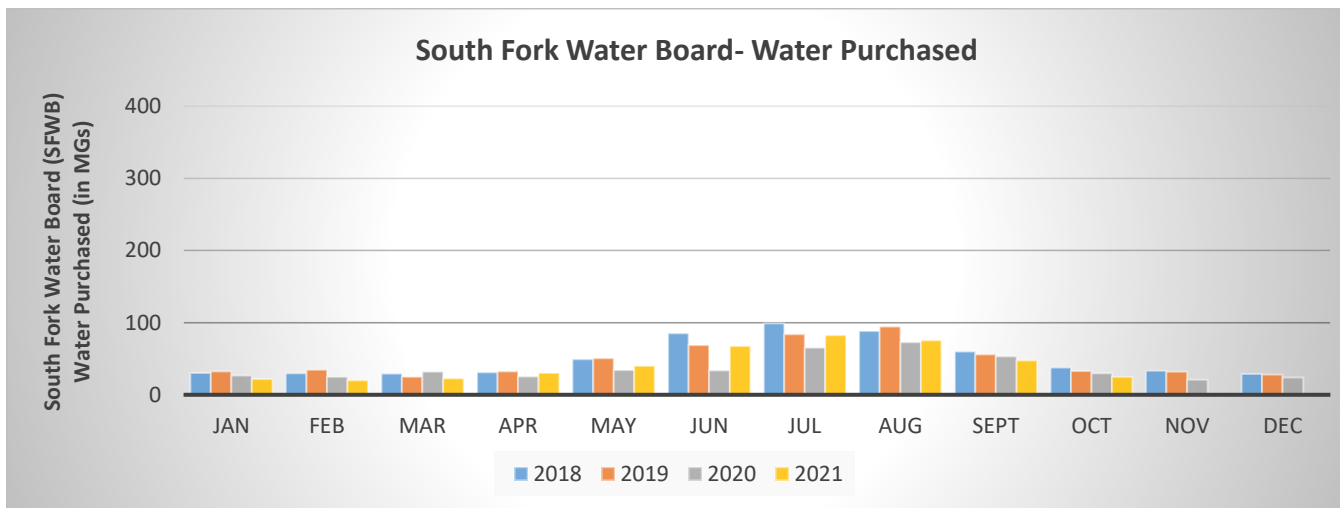
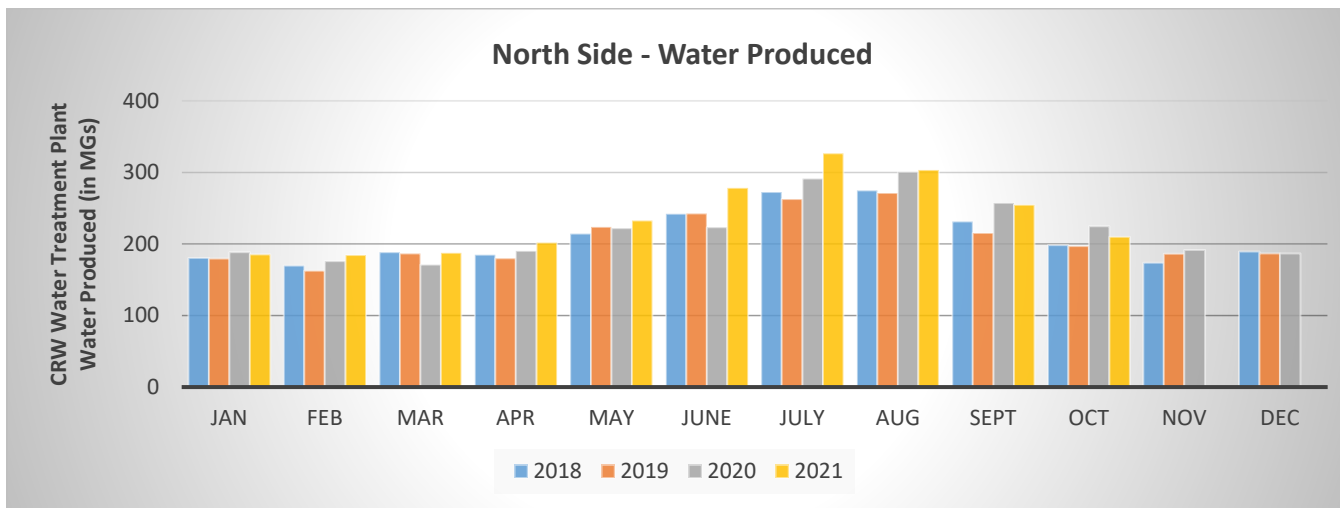
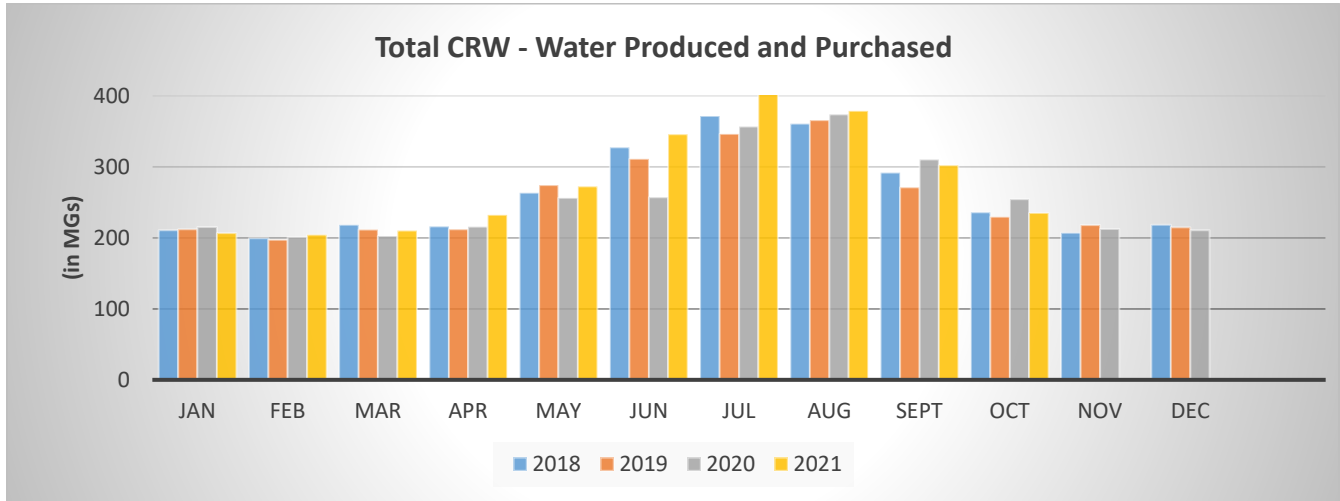
Project No.	Name	Total Budget BN 2021-23	Total to Date*	Remaining Budget	Status
5274	ODOT/City/Clackamas County DTD	\$250,000.00	\$2,865	\$247,134.64	No Activity
5275	Athens Drive Waterline	\$641,000.00	\$11,962	\$629,038.44	Design in progress
5276	Fawn Ct. Waterline	\$277,000.00	\$0	\$277,000.00	No Activity
5277	Leland Road Master Meter	\$493,000.00	\$0	\$493,000.00	No Activity
5273	Redland Rd. Waterline Phase 1	\$1,080,000.00	\$94	\$1,079,905.96	Design in progress
5270	Linwood Road Improvements	\$328,000.00	\$49,177	\$278,822.55	Preparing for in-house construction
5278	Monroe Street Improvements	\$940,000.00	\$0	\$940,000.00	No Activity
5279	Maple Lane Road Waterline	\$846,000.00	\$927	\$845,072.58	Survey scheduled for November
5280	Pump Station Chlorine	\$168,000.00	\$0	\$168,000.00	No Activity
5281	WTP Polymer Feed System	\$476,000.00	\$0	\$476,000.00	No Activity
5282	WTP Filter Valve Replacement	\$692,000.00	\$1,469	\$690,531.22	No Action
5253	82nd Dr. Waterline - Phase 1 (Carryover)	\$97,000.00	\$45,842	\$51,158.20	Complete
5287	90th St PS Electrical	\$50,000.00	\$2,112	\$47,887.65	Pending construction start
	<b>Totals</b>	\$6,338,000.00	\$114,448.76	\$6,223,551.24	

**Notes:**

\* Includes all costs through all project phases (planning, design, construction), spanning multiple fiscal periods as applicable.

Water Distribution Charts

(as of the end of October 2021)



### Regulatory

All 73 samples collected and analyzed for the October monitoring period showed no presence of coliform/*E. coli* bacteria.

Quarterly Disinfection By-Product sampling was conducted at 4 locations each in the North and South Service Areas.

### Cyanotoxin Testing

Microcystin and Cylindrospermopsin sampling of our raw water began in May and occurs every two weeks through October for compliance, and the samples are analyzed at our in-house accredited laboratory.

*No cyanotoxins have been detected in our raw water throughout the sampling season.*

### Non-Regulatory

General water quality parameters (pH, temperature, chlorine, TDS, hardness, alkalinity) were collected throughout the distribution system at 16 locations in the North and South systems.

Monthly watershed sampling was conducted at 4 long-term sampling locations for total organic carbon, nutrients (nitrate/nitrite, total phosphorus, orthophosphate, etc), coliform density, pH, dissolved oxygen, TDS, and temperature.

Quarterly sampling was conducted in raw water at the treatment plant intakes for inorganic compounds including metals, volatile organic compounds (VOCs, 21 regulated for drinking water, 36 unregulated), synthetic inorganic chemicals (SIOCs, 29 regulated for drinking water, 5 unregulated), and synthetic organic chemicals (SOCs, 29 regulated, 14 unregulated).

Weekly algae monitoring has been occurring at 3 locations in the North Fork Reservoir and CRW's intakes from May to October. This work includes species monitoring with the FlowCAM and nutrient analysis.

Raw water at our intakes was tested for giardia and cryptosporidium.

- As of November 8th, the **discharge of the Clackamas River near Oregon City** is about 3150 cfs. The current discharge is at the 75<sup>th</sup> percentile of historical values, and is **154% of normal** (median) flow for this time of year.
- The November forecast favors above average precipitation and near average temperatures nearly statewide – above average temperatures are favored in eastern Oregon.
- The **three-month forecast** seasonal outlook also favors **near average temperatures** and **above average precipitation** nearly statewide – near average precipitation is favored in southwestern Oregon.

