



**Clackamas River Water**

# **Monthly Update**

*December 2023*



Monthly Update ..... 3

    Purchase Order Report.....3-4

    Contracts Log..... 5

    Summary of Legal..... 5

    Public Records Request Received ..... 5

    Financial Reports..... 6

    Statistics ..... 7

    Activity Reports ..... 8

System Operations ..... 9

    Operation Statistics..... 9

    Project Updates..... 10-11

Water Resources & Water Quality ..... 12

    Water Distribution Charts ..... 12

    Sampling Reports ..... 13

        Regulatory ..... 13

        Non-Regulatory ..... 13

    Snow Pack Conditions Report ..... 14

Purchase Order Report- November 2023

Purchase Order Report - November 2023

Vendor: 00017 - CORE & MAIN LP

PO #	Description	Total Amount
24-0022	WATERWORKS PARTS	74,500.00

Vendor: 00106 - CARSON OIL

PO #	Description	Total Amount
24-0069	Blanket PO for the Purchase of Oil	10,000.00

Vendor: 00125 - ENCORE GRAPHIC

PO #	Description	Total Amount
24-0081	ENVELOPES	826.50

Vendor: 00215 - RELIABLE FENCE & CONSTRUCTION

PO #	Description	Total Amount
24-0083	MANGAN FACILITY FENCE AND GATE REPAIR	13,065.00

Vendor: 00353 - METRO OVERHEAD DOOR INC

PO #	Description	Total Amount
24-0084	INSTALLATION OF AUTOMATIC GATE COMPONENTS	11,315.00

Vendor: 00600 - INDUSTRIAL SOFTWARE SOLUTIONS

PO #	Description	Total Amount
24-0085	AVEVA SOFTWARE RENEWAL - CRW SHARE	9,805.00

Vendor: 01546 - CASCADE COLUMBIA DIST CO INC

PO #	Description	Total Amount
24-0072	ALUMINUM CHLOROHYDRATE	85,600.00

Vendor: 02247 - WHA INSURANCE AGENCY INC

PO #	Description	Total Amount
24-0079	SAFETY COORDINATOR	6,000.00

Vendor: 03319 - C & R REFORESTATION

PO #	Description	Total Amount
24-0070	TREE PRUNING AND WEED CONTROL	40,000.00

Vendor: 03325 - CHEMTRADE CHEMICALS US LLC

PO #	Description	Total Amount
24-0073	ALUMINUM SULFATE	50,000.00

Vendor: 03548- RIVER CITY ENVIRONMENTAL INC.

<b>PO #</b>	<b>Description</b>	<b>Total Amount</b>
24-0077	VACTRON TRUCK SERVICES	90,000.00

Vendor: 03775 - FIELD INSTRUMENTS & CONTROLS

<b>PO #</b>	<b>Description</b>	<b>Total Amount</b>
24-0068	COMMISSIONING SERVICE FOR NEW FLOW METER	1,377.45

Vendor: 03777 - CAROLLO ENGINEERS INC

<b>PO #</b>	<b>Description</b>	<b>Total Amount</b>
24-0071	BACKWASH BYPASS SYSTEM PROJECT	40,000.00

Vendor: 04210 - INDUSTRIAL HEARING SERVICES

<b>PO #</b>	<b>Description</b>	<b>Total Amount</b>
24-0082	AUDIOGRAMS	1,050.00

Vendor: 04419 - ECAMSECURE

<b>PO #</b>	<b>Description</b>	<b>Total Amount</b>
24-0074	SECURITY SYSTEM MONITORING AND MAINTENANCE	75,000.00

<b>PO #</b>	<b>Description</b>	<b>Total Amount</b>
24-0075	SECURITY SYSTEM EQUIPMENT AND LABOR	199,948.00

Vendor: 04427 - VAG USA LLC

<b>PO #</b>	<b>Description</b>	<b>Total Amount</b>
24-0080	14" GA INDUSTRIES ... GLOBE SOLENOID	1,663.97

Vendor: 04521 - PORTLAND ENGINEERING, INC

<b>PO #</b>	<b>Description</b>	<b>Total Amount</b>
24-0076	ON-CALL SACADA SUPPORT	10,000.00

Vendor: 04525 - WESTBROOK, MATT

<b>PO #</b>	<b>Description</b>	<b>Total Amount</b>
24-0078	GRANT COMPLIANCE ASSISTANCE	15,000.00

**Contract Log**

*(Executed since last board meeting November 9, 2023)*

Company	Product / Service	Rates	Eff. Date	Exp. Date	New/Amended/ Extended
Crystal Green Landscape, Inc.	Landscaping services	NTE \$74,500	1/1/21	12/30/24	Extended, scope updated and Not to exceed amount changed
Ferguson Waterworks	Water works supplies	NTE \$89,160	12/1/23	11/30/24	New. Approved by the Board on the recurring contract list
HD Fowler Company, Inc.	Water works supplies	NTE \$86,400	12/1/23	11/30/24	New. Approved by the Board on the recurring contract list
RH2 Engineering	WTP Concrete repair & Seismic imp.	NTE \$124,634	11/9/23	3/31/25	Approved by the Board in November

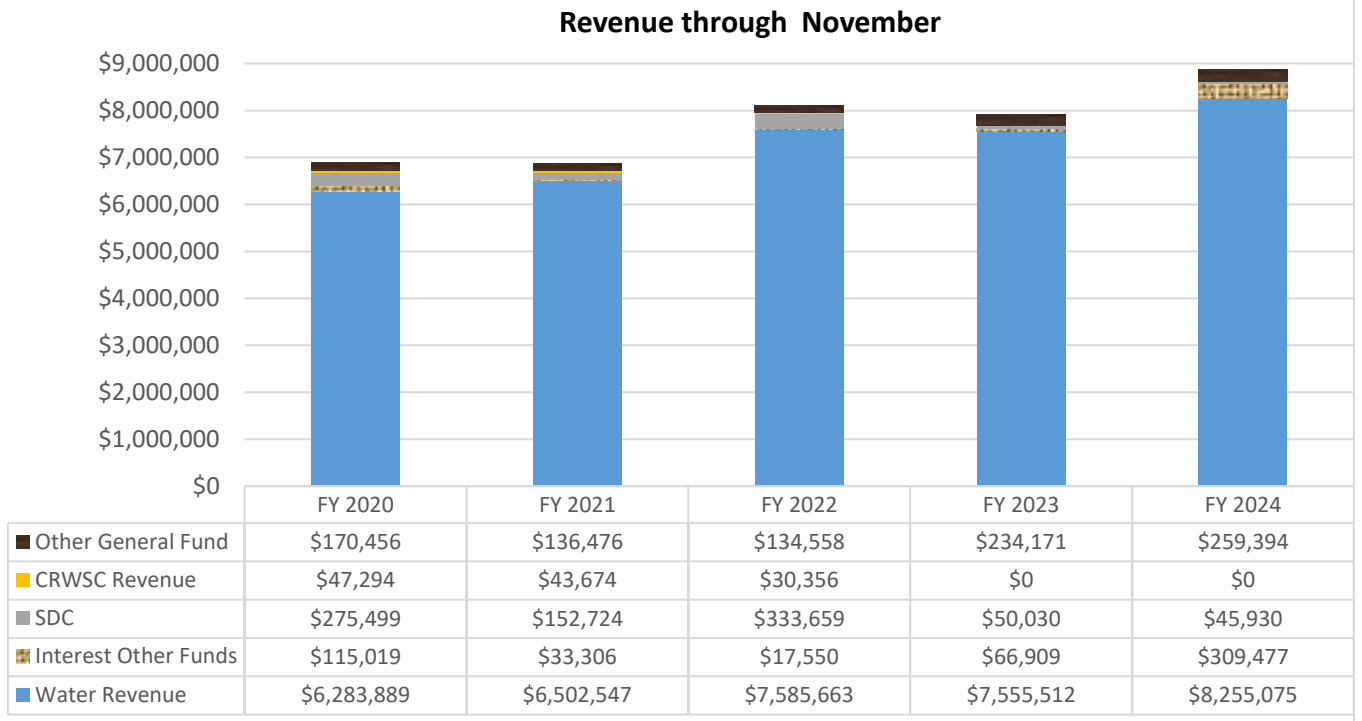
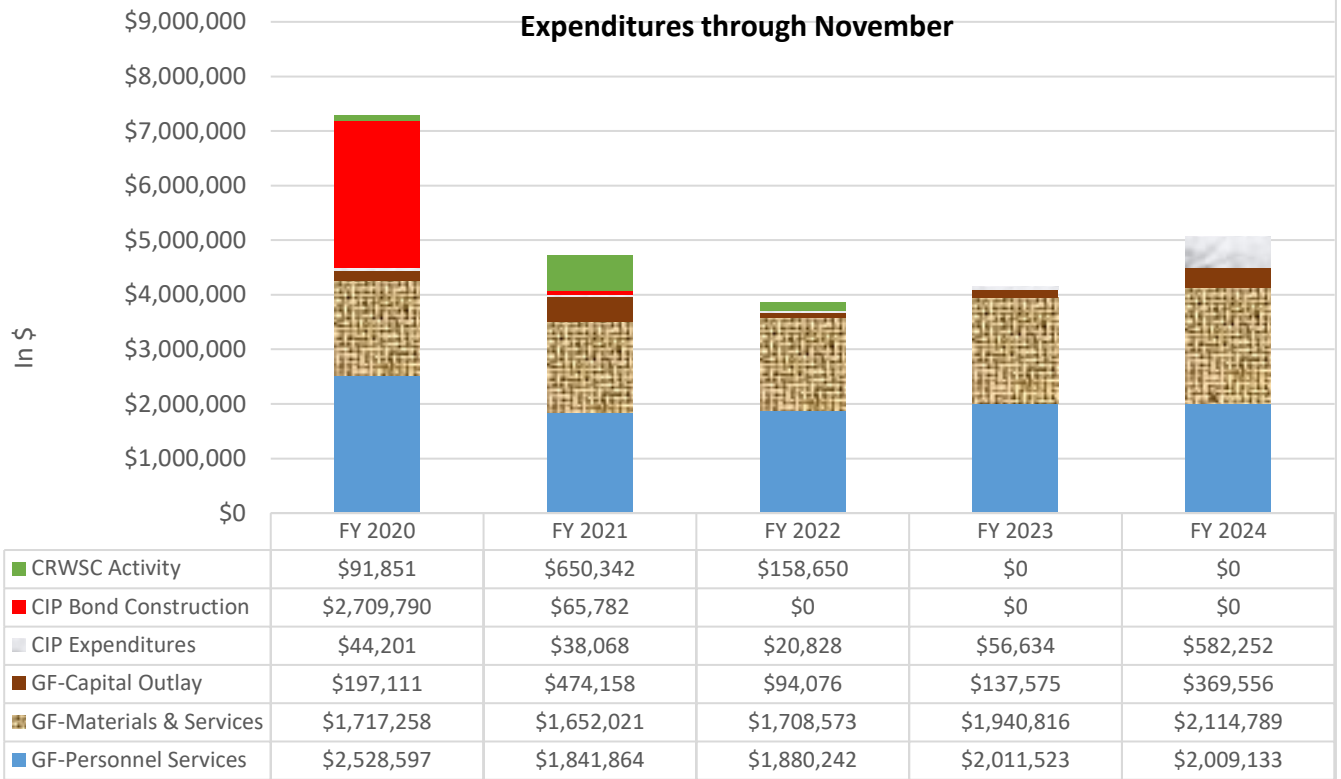
**Summary of Legal**

*November 2023*

Harrang Long Gary Rudnick monthly retainer	\$ 4,600.00
Harrang Long Gary Rudnick work outside of retainer/Client Cost	\$
Sub-contracted legal services	\$ <u>8.56</u>
<b>Total Legal</b>	<b>\$ 4,608.56</b>

**Public Records Request Received**

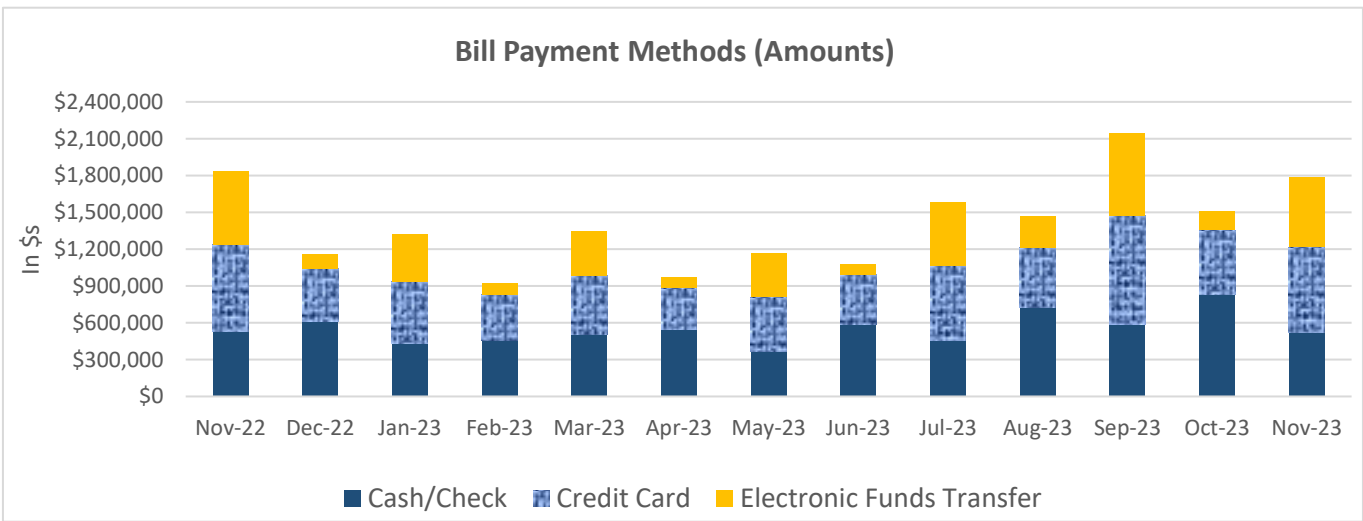
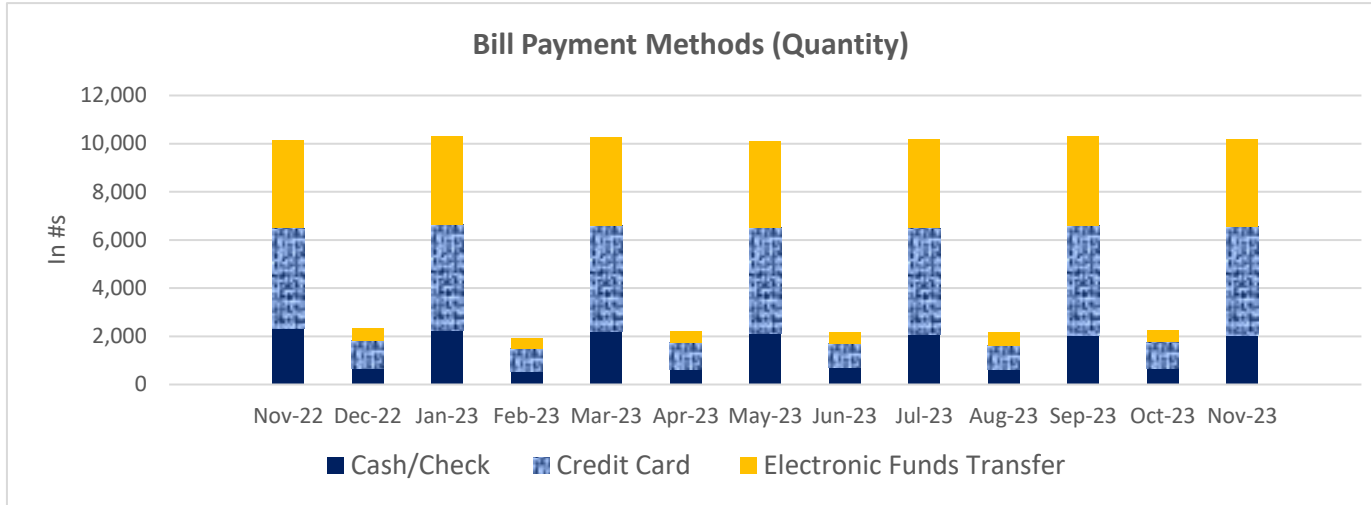
**Number of Records Requests Received in November 2023** **0**



1) Water revenue has seen the highest consumption compared to previous years plus new rates became effective in September 2023. 2) CIP activity is significantly higher this year compared to last year mainly due to the completion of the Maple Lane Rd project. 3) There are no costs for CIP Bond or CRWSC as those funds have been closed out but will be reported in the 5-year graph. 4) Expenditures in Materials & Services is unusually high mainly due to increased activity in contract work.

(as of the end of November 2023)

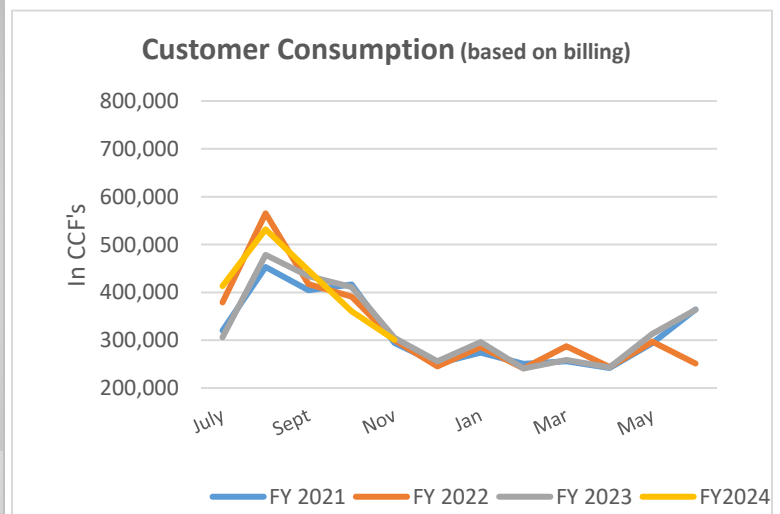
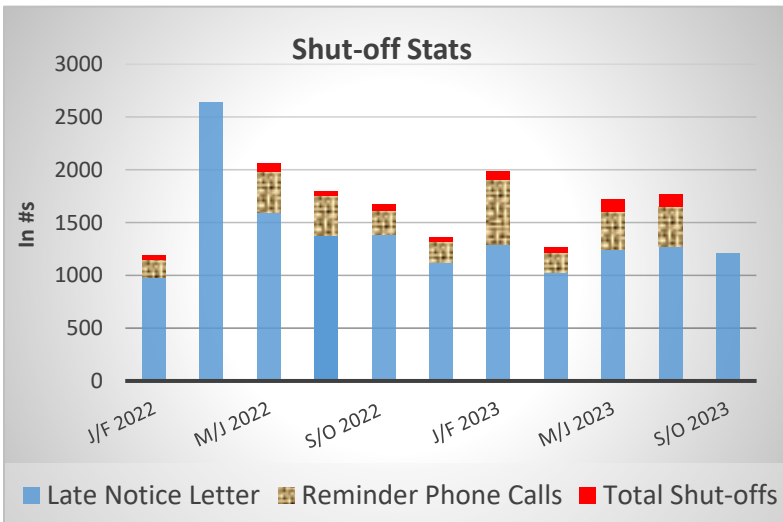
Residential Customers are billed on even months, Commercial Customers are billed on odd months.



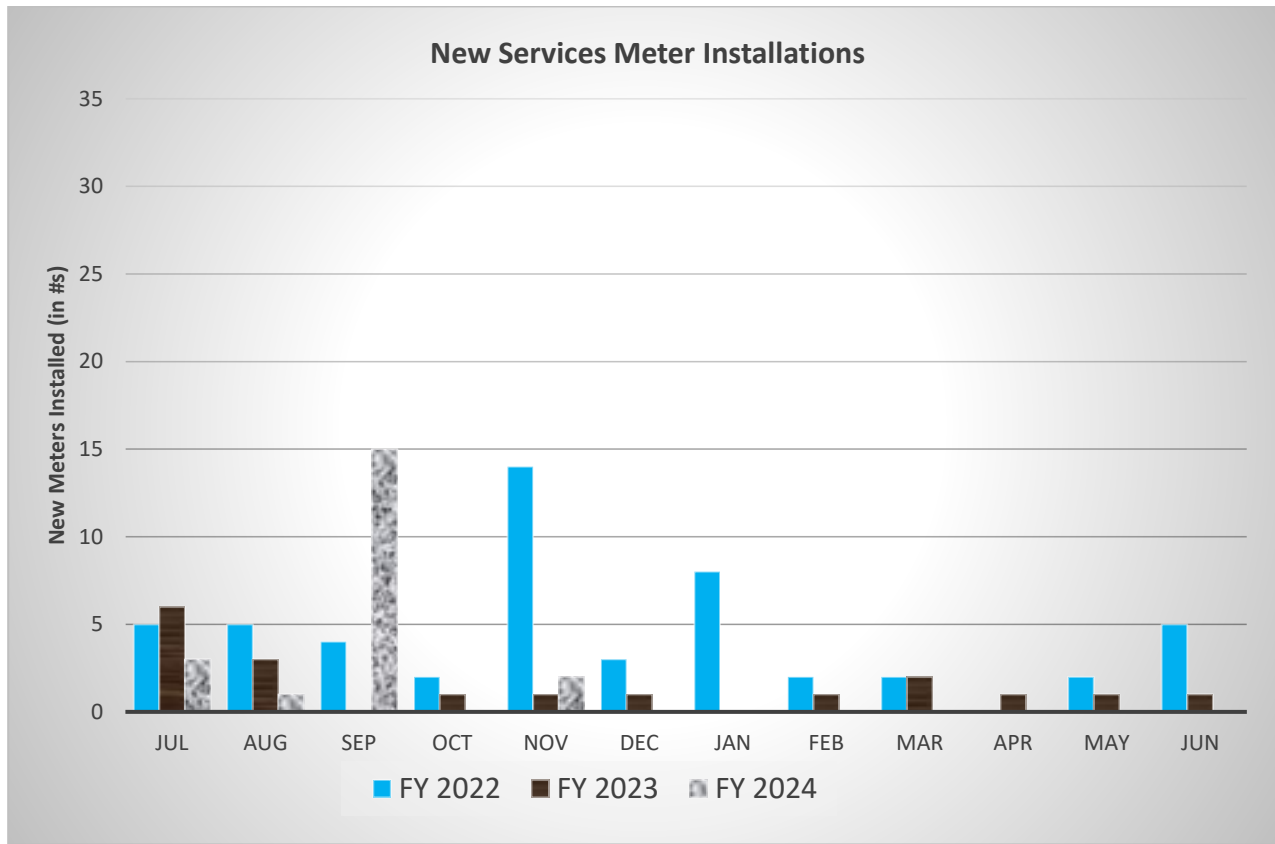
Cash/Check – Received via Lockbox, Counter

Credit Card – Received via CRW Initiated Automatic Payment, Walk-ins/Phone Calls, and Website

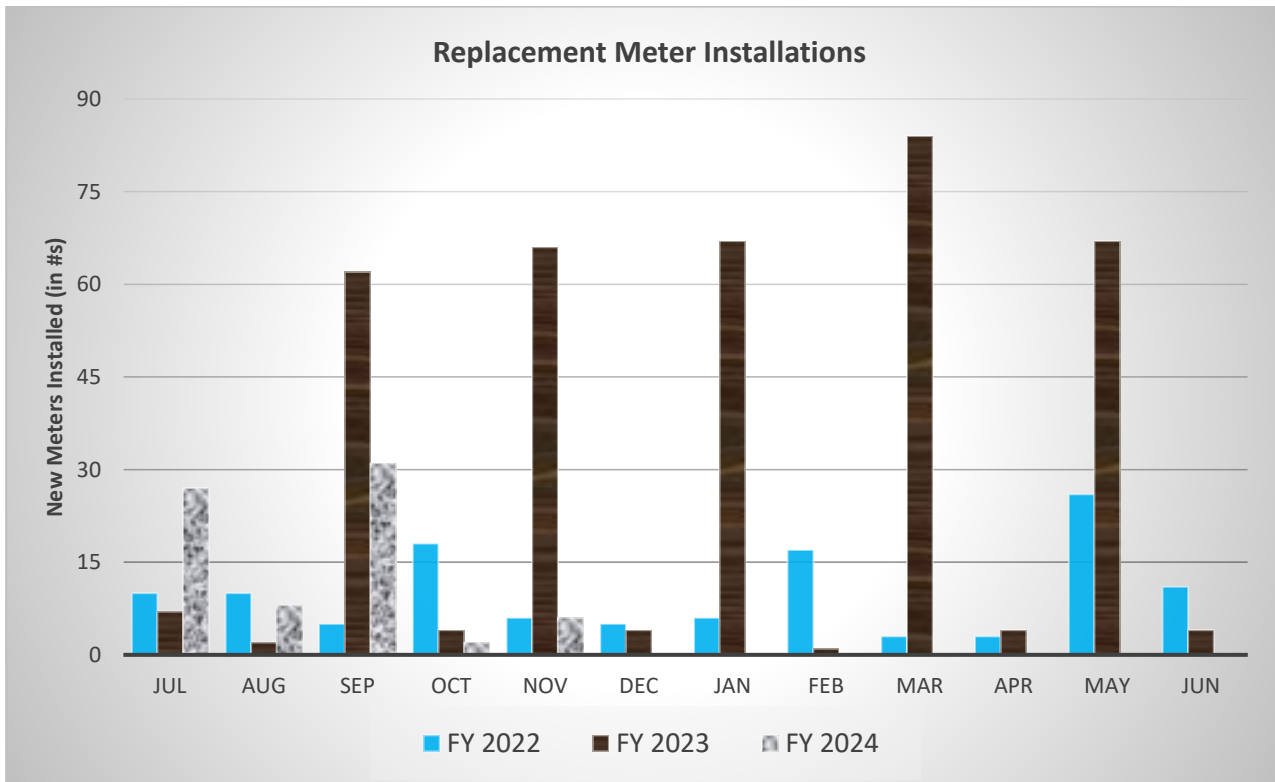
Electronic Funds Transfer – Received via Bank-to-Bank Transfer, Automatic Checking Withdrawal (RapidPay)



\*Reminder Phone Calls are made during the even months. Shut offs occur the following month. \*\*Jan/Feb late notice number is an estimate \*No late notices Sept-Dec. '20; reinstated February and sent in May 2021



No new services for Sept. FY21, April F22, Sept. FY 22, Sept. FY 23, Jan FY23, Oct. FY24



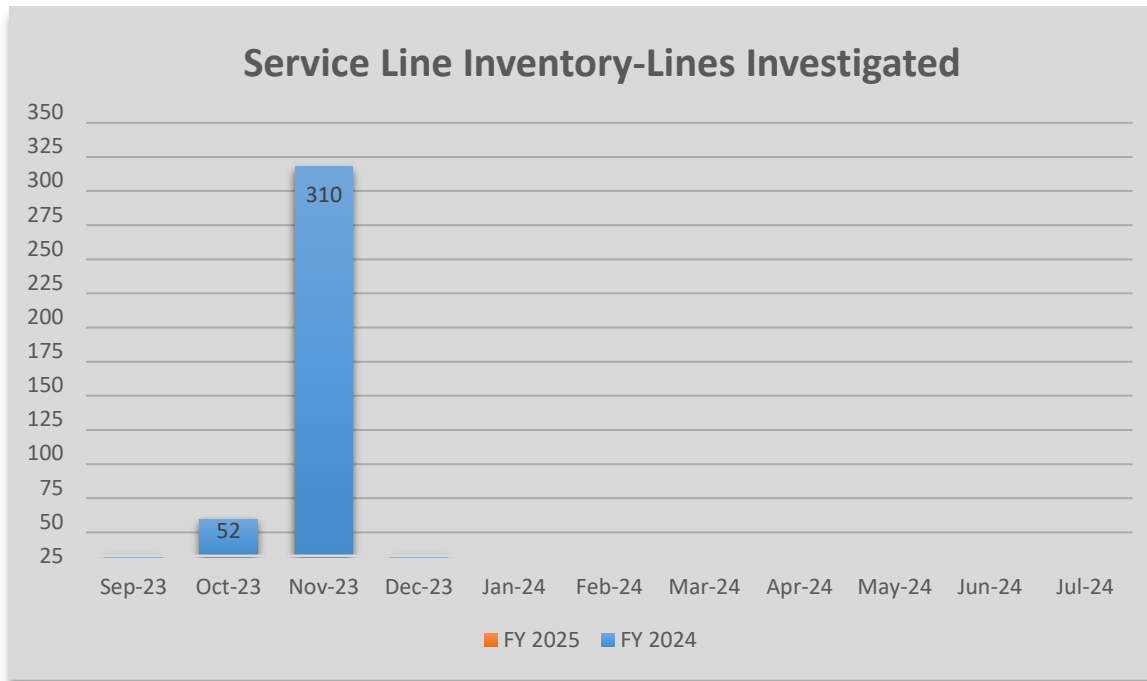
**Annual 2023 Goal for Meter Replacement is 350- Year to date is 301.**



## Operation Statistics

	Leak Repairs Made (all pipe sizes)	Leak Detection Completed (miles)	Hydrant Maintenance	Locate Requests	Valve Maintenance & Mapping	After-hours Callouts	Meter Maintenance Tasks	Cross Connection Inspections
Jan. 2023	0	0.0	6	374	95	3	47	0
Feb. 2023	0	0.0	140	366	162	0	58	2
Mar. 2023	4	0.0	4	496	80	4	0	0
April 2022	1	23.7	169	378	219	7	0	0
May 2023	3	40.6	1	440	5	9	54	3
June 2023	1	9.0	188	401	124	7	0	1
July 2023	1	24.6	135	338	0	5	112	0
Aug. 2023	3	9.1	241	391	4	4	2	3
Sep. 2023	2	29.2	114	381	2	2	81	0
Oct. 2023	6	0.0	0	394	70	6	0	0
Nov. 2023	3	0.0	0	265	17	8	69	1
Dec. 2023								
<b>Total to Date</b>	<b>24</b>	<b>136.2</b>	<b>998</b>	<b>4224</b>	<b>778</b>	<b>55</b>	<b>423</b>	<b>10</b>
<b>2023 Annual Goal</b>	N/A	120.0	1,110	N/A	500	N/A	N/A	96

Note - Annual maintenance goals are established based on several criteria including; AWWA Best Management Practices, identified system priority maintenance and repair focus needs, and internal/external project forecasts.



No investigations for Sept. 2023

**Project Goal: Investigate 683 randomly selected service lines by July 2024. Total Investigations to date is 362.**

## Project Updates

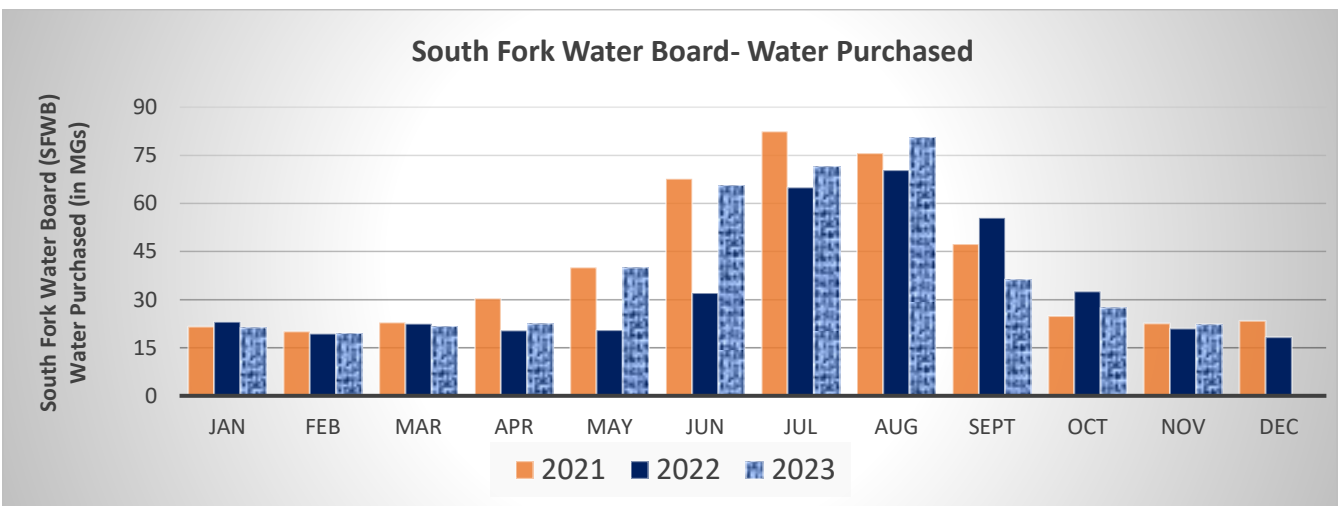
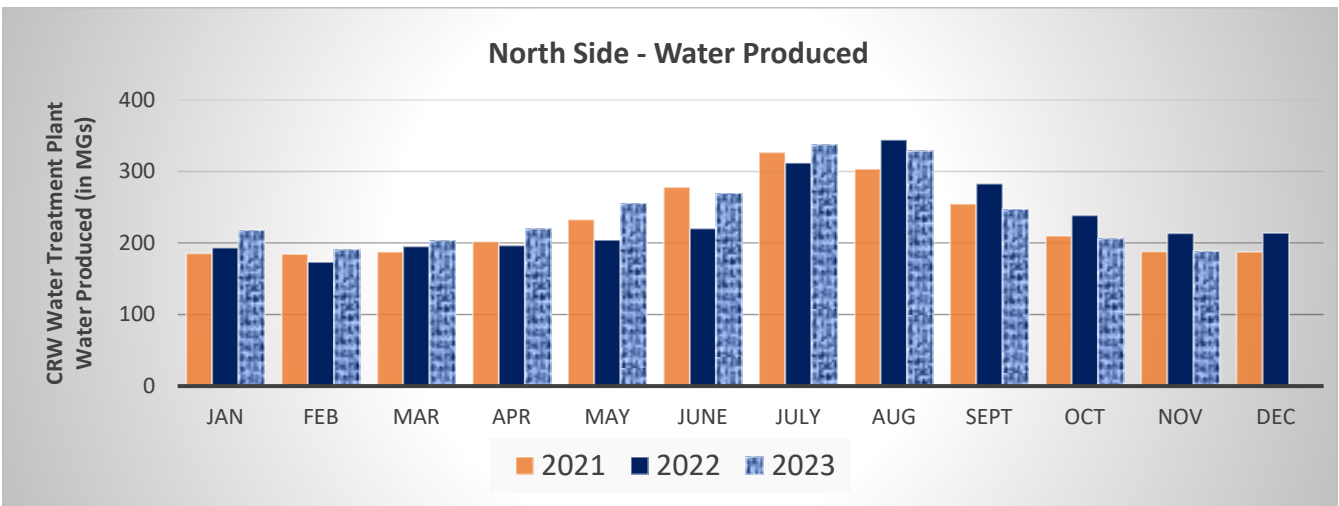
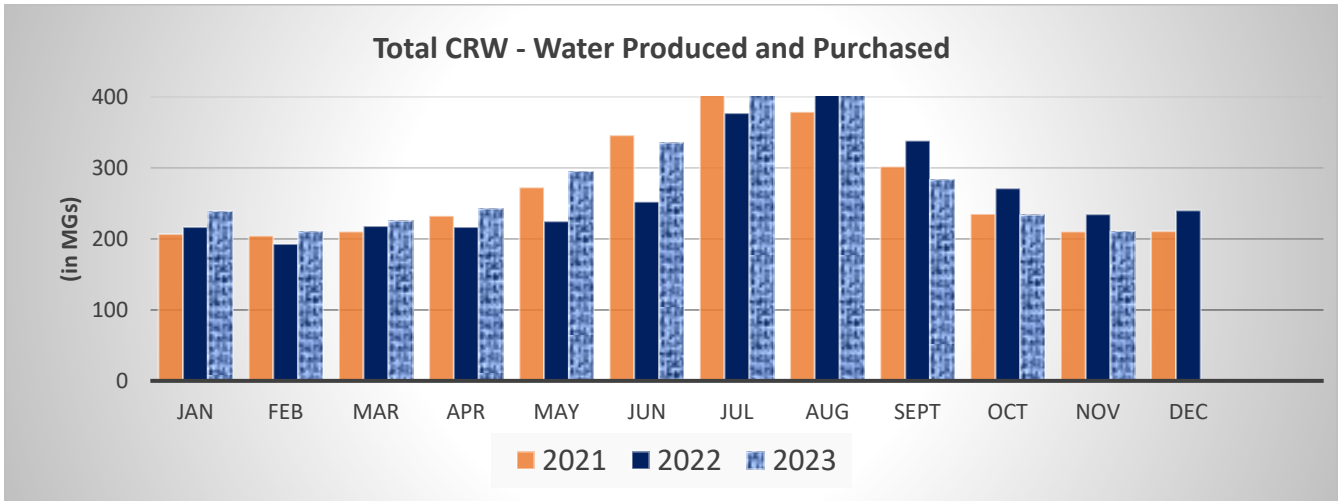
### Private Development Projects

#### Private Project Tracking – November 2023

Project No.	Name	Description	Phase	Status
<b>20-5262 Private</b>	Bonaventure Senior Living	6" fire service and 3" meter	Const.	Site construction ongoing.
<b>21-5285 Private</b>	130 <sup>th</sup> Industrial Park	3-fire services 3-commercial services	Const.	Punch list Underway.
<b>21-5289 Private</b>	224 Logistics Center	Unified Grocer site; 4 fire & 4 Domestic Services	Const.	Construction underway
<b>22-5294 Private</b>	Clackamas CLT	8" main extension for 10 lot subdivision	Const.	Punch List Underway
<b>22-5295 Private</b>	Jannsen Multi-Family	New fire and domestic service for 8-plex development.	Const.	Pending Construction start.
<b>22-5298 Private</b>	Serres Farms Subdivision	7-lots of subdivision	Design	Design Review Underway.
<b>23-5299 Private</b>	Prologis Park Clackamas	4-Warehouses with Fire and domestic service	Design	Design Review Underway.

Capital Project Tracking – November 2023

Project No.	Name	Budget BN 2023-25	Total to Date*	Remaining Budget	Status
5301	Trans/CRW Impact Projects	\$250,000	\$3,137	\$246,863	
Utility coordination and adjustments at: Johnson Cr. Blvd at 79th Place Signals; ODOT 82nd Ave.					
5303	82 <sup>nd</sup> Dr. Waterline	\$1,041,000	\$25,188	\$1,015,812	In Design
Survey complete. Preparing to hire design consultant.					
5291	I-205 Crossings:	\$1,119,000	\$1,938	\$1,117,703	In Design
Survey complete. Preparing to hire design consultant.					
5306	Redland Rd. Waterline Phase 2	\$1,355,000	\$21,498	\$1,333,502	In Design
Design at 100% complete. Preparing to advertise for Contractors.					
5307	Redland Rd. PRV	\$1,003,000	\$338	\$1,002,662	No Activity
Design underway.					
5308	Low Lift PS Improvements	\$749,000	\$0	\$749,000	No Activity
No Activity.					
5309	WTP Structural Improvements	\$1,000,000	\$139	\$999,861	No Activity
Preparing consultant selection.					
5273	Redland Rd. Waterline Phase 1	\$666,000	\$32,205	\$633,795	Construction
Waterline construction complete.					
5270	Linwood Road Improvements	\$210,000	\$59,266	\$150,734	Construction
Construction is ongoing. CRW is coordinating service replacement work with the County and Contractor.					
5278	Monroe Street Improvements	\$850,000	\$18,320	\$831,680	Design in progress
Design at 30% complete. Coordinating with County road design.					
5280	Pump Station Chlorine	\$142,000	\$954	\$141,046	Design in progress
Designing spaces to house the new and upgraded chlorination equipment.					
5281	WTP Polymer Feed System	\$252,000	\$220	\$251,780	Design phase
Designing space and layout of proposed feed system on first floor of WTP.					
5282	WTP Filter Valve Replacement	\$1,302,000	\$58,629	\$1,243,371	Valve procurement
Valves and actuators have been ordered with delivery in October 2023. An installation contract is being prepared.					
5305	Webster Improvement of Bilquist		\$1,127	(\$1,127)	
5279	Maplelane Waterline		\$359,252	(\$359,252)	Completed see below
	<b>BN 23-25 Totals</b>	\$9,939,000	\$582,252	\$9,356,748	
5279	Maplelane Road Waterline	\$846,000 (1)	\$847,092 (2)	(\$1,092)	Construction
Construction within Maplelane Rd is complete. Easement waterline installation is complete.					
<b>(1) The budget showing is from BN21-23. (2) Total Maplelane WL project expenditures are for both BN21-23 and BN23-25 combined.</b>					



Information provided is shown in Calendar Years and not Fiscal Years

### **Regulatory**

All 73 samples collected and analyzed for the November monitoring period showed no presence of coliform/*E. coli* bacteria.

### **Non-Regulatory**

General water quality parameters (pH, temperature, chlorine, TDS, hardness, alkalinity) were collected throughout the distribution system at 16 locations in the North and South systems.

Monthly watershed sampling was conducted at 4 long-term sampling locations for total organic carbon, nutrients (nitrate/nitrite, total phosphorus, orthophosphate, etc), coliform density, pH, dissolved oxygen, TDS, and temperature.

## River Conditions Reports

- The current Clackamas River **7-day average steamflow is 354% of normal** (median).
- November **precipitation in the Clackamas basin was 77% of normal. December precipitation is already at 233% of normal, less than halfway through the month.** Precipitation for the water year (October 1 – December 11) is 113% of normal (average).
- **The three-month outlook Dec-Feb)** from the NOAA Climate Prediction Center calls for a likely chance of **above normal temperatures**, and **near-normal precipitation** for northwest Oregon.
- The current snowpack in the Clackamas River Basin is 89% of median (see graph below).

